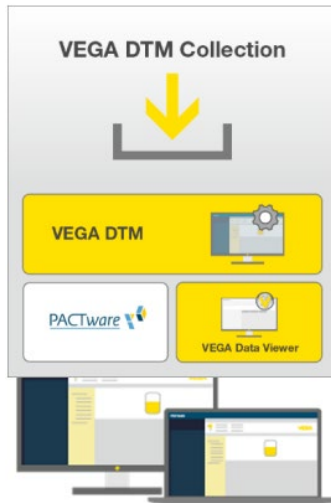


VEGA-DTM 2.6.2

Publication date 24.2.2026



Contains rework and bug fixes for VEGA-DTM version 2.6.1

VEGA DTM version 2.6.2 can be downloaded from the download area.

New functions

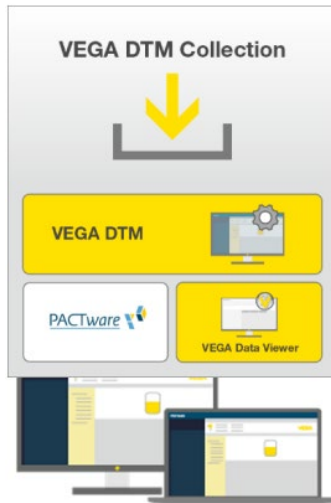
- VEGAPULS Air 41/42 DTM
This DTM version includes extensions for support of the device software 2.2.0

The following error has been fixed:

- VEGAMET 140/340/800 DTM
Malfunction when resetting the totalizer is fixed
- VEGABAR 80 DTM
Issue in function restoring of a backup is solved

VEGA-DTM 2.6.1

Publication date 16.12.2025



Contains bug fixes for VEGA-DTM version 2.6.0

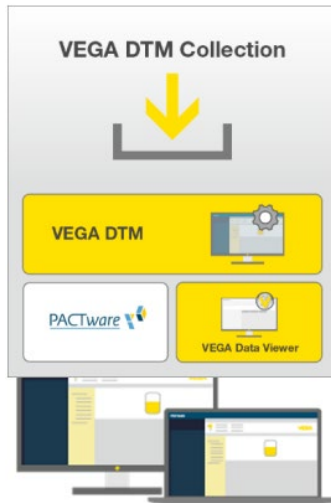
VEGA DTM version 2.6.1 can be downloaded from the download area.

The following error has been fixed:

- Linearisation assistant
During linearisation for a flow measurement with rectangular flume according to ISO standard, a misleading display was shown in the wizard step for entering the adjustment. The graphic has been replaced.

VEGA DTM Collection 10 / 2025

Publication date 28.10.2025



The DTM Collection contains the following software components:

- Microsoft® .NET Framework	Version 3.5, 4.6.1, NET8
- PACTware™	Version 6.2 (6.2.0.20)
- VEGA-DTM:	Version 2.6.0
- Generic HART DTM	Version 4.0.3
- Profibus communication DTM	Version 2.11
- iDTM-FDI	Version 1.8.98

Note:

In the download section of the VEGA homepage, you have the possibility to download individual software components available in the DTM Collection. If you want to use all functions of the *VEGA DTM Collection 10/2025*, keep in mind that you should have the actual version *PACTware™ 6.2* as well as the *VEGA DataViewer 2.6.0* installed.

In general

- All VEGA DTMs included in this DTM Collection have been tested and approved for operation under Microsoft® Windows 10 and Windows 11. This also applies to the included PACTware 6.2.
- FDT conformity
The VEGA DTMs were developed in accordance with the applicable requirements of the FDT Group. They meet both the requirements of the FDT 1.2.1 specification and the requirements of the DTM Style Guide 1.1.
- The VEGA DTMs have been tested together with PACTware™ 6.2 and optimally adapted to these framework applications. When using the VEGA DTM in other framework applications, please ensure that the framework application supports .NET 2.0 DTMs.
- The Microsoft® .NET Frameworks 3.5, 4.6.1, and 8.0 are required for the new VEGA DTM to function properly. The VEGA DTM can only be installed if this requirement is met. When installing the complete package “PACTware and VEGA DTM Collection” via Autorun, an attempt is made to install all required software components automatically. However, in some Windows 10 or Windows 11 environments, additional intervention by the administrator is required (see Release Notes in the VEGA DTM directory of the complete package).

New functions

- The following devices are additionally supported since this version:

- VEGAPULS 6X EtherNet/IP DTM

Use this DTM if you want to operate VEGAPULS 6X EtherNet/IP sensors via VEGACONNECT or in conjunction with PLICSCOM via Bluetooth. The sensors can also be operated via an APL interface.

- VEGAPULS 6X Profibus DTM

The DTM has been revised in the following points:

- The linearization function has been expanded to include an assistant, which facilitates both calculation and adjustment for different vessel geometries as well as data collection via existing gauging tables or by successive gauging by litres.
- The DTM was provided with the electronics replacement function to ensure that replacement electronics could be put into operation as easily as possible.

- VEGAPULS 42 DTM

The DTM for VEGAPULS 42 has been expanded to include standard functions for using the linearization function. The linearization assistant cannot be offered for this DTM.

- VEGAPULS 6X Profinet DTM

The DTM has been revised in the following points:

- The query during connection establishment has been revised so that the dialog only appears if there is actually a difference between the data on the connected device and the DTM.
- If changes are made to the network settings, e.g., the IP address of the sensor, the DTM automatically switches communication to the changed address.

- Modbus support

The DTMs for connection to Modbus controllers have been extended to include the display of Modbus register values to enable simplified diagnostics. The extension applies to VEGAPULS C 20 series Modbus and VEGAFLEX 80 series Modbus.

- Assistant for flow measurement

The selection of flow flume sizes for Parshall flumes from the manufacturer ISCO has been expanded.

- VEGA DataViewer

The VEGA DataViewer analysis and archiving program has been revised in the following points:

- In the area for displaying the echo curves, the so-called delivery curve can now be displayed as an additional diagnostic aid. The delivery curve shows the echo profile at the time of manufacture of the respective sensors.

Errors removed

- VEGAPULS 6X DTM
The following errors were removed:
 - For special parameter SP7, the UI display was reversed compared to the function in the sensor.
 - When entering the bearing table, entering volume values without the corresponding height value caused a system crash.
 - The report of the proof test contained some formatting errors. The errors have been corrected.

- VEGAPULS 6X Profinet DTM
The DTM has been revised in the following points:
 - The query during connection establishment has been revised so that the dialog only appears if there is actually a difference between the data on the connected device and the DTM.
 - If changes are made to the sensor's IP address setting, the DTM automatically switches communication to the changed address.
 - The conflict of establishing a connection with the DTM when a second connection to the sensor already exists via browser communication is now acknowledged with a clear message.

- PROTRAC DTM
During the device scan, HART devices that already support HART7 were not found. The error has been fixed.

- VEGAMET 100/300/800 DTM
When using the Restore Backup function, the numerical values for the calibration of measuring point 3 could be distorted by a factor of 1000.

- VEGAPULS 20/30 series DTM
The adjustment limits specified by the sensor are now correctly converted when the adjustment unit is changed.

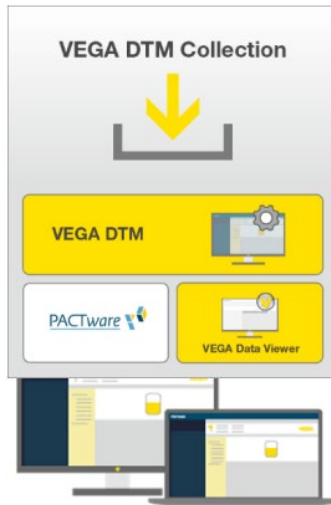
- VEGA Bluetooth DTM
Activating a log file is now possible again.

- VEGADIF 85 DTM
Resetting the totalizers did not work. The error has been fixed.

- VEGA DataViewer
The following improvements have been made:
 - Various errors during automatic synchronization of data records from local database with myVEGA have been fixed.
 - When displaying events, identical events could sometimes be displayed multiple times in the table. The error has been fixed for newly entered data records.

VEGA-DTM 2.5.1

Publication date 14.03.2025



Contains bug fixes for VEGA-DTM version 2.5.0

VEGA DTM version 2.5.1 can be downloaded via the download area as the single package **VEGA DTM Collection** or via the complete package **PACTware and VEGA DTM Collection**.

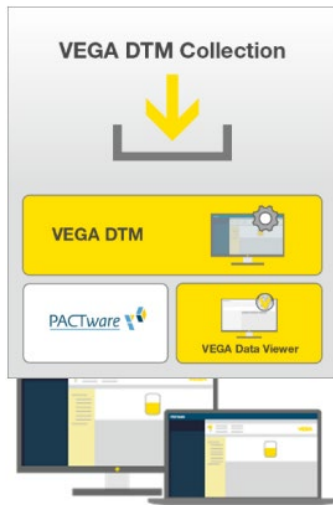
The following error has been fixed:

Error during data transfer

With the instrument types VEGAPULS 10 series and VEGAPULS 20/30 series as well as with VEGAPULS C 10 series and VEGAPULS C 20 series, depending on the instrument version, it was not possible to save changes.

VEGA DTM Collection 02 / 2025

Publication date 18.2.2025



The DTM Collection contains the following software components:

- Microsoft® .NET Framework	Version 3.5, 4.6.1, NET8
- PACTware™	Version 6.2 (6.2.0.20)
- VEGA-DTM:	Version 2.5.0
- HART Communication DTM	Version 1.0.52
- Generic HART DTM	Version 4.0.3
- Profibus Communication DTM	Version 2.11
- iDTM-FDI	Version 1.8.98

Note:

In the download section of the VEGA homepage, you have the possibility to download individual software components available in the DTM Collection. If you want to use all functions of the *VEGA DTM Collection 02/2025*, keep in mind that you should have the actual version *PACTware™ 6.2* as well as the *VEGA DataViewer 2.5.0* installed.

In general

- All VEGA DTMs in this DTM Collection are tested and released for operation under Microsoft® Windows 10 and Windows 11.
This applies also to the included PACTware 6.2.
- FDT conformity
The VEGA DTMs were developed according to the valid requirements of the FDT Group. They meet the requirements of the FDT 1.2.1 specification but also the requirements of the DTM Style Guide 1.1.
- The VEGA DTMs were tested together with *PACTware™ 6.2* and adapted in an optimum way to the frame applications. When using the VEGA DTM in other frame applications, make sure that the frame application supports .NET 2.0 DTMs.
- For a correct function of the new VEGA DTM, Microsoft® .NET-Frameworks 3.5, 4.6.1 and 8.0 must be available. The installation of the VEGA DTM is only possible when this requirement is fulfilled. When installing via the complete package 'PACTware and VEGA DTM Collection' via Autorun, an attempt is made to install all required software components automatically.
With some Windows 10 or Windows 11 environments however additional interventions by the administrator are required (see ReleaseNotes in the directory VEGA DTM of the complete package).

New functions

- From this version, the following instruments are supported in addition:
 - VEGAPULS 6X Profibus PA DTM

Use this DTM if you want to adjust VEGAPULS 6X Profibus PA sensors via VEGACONNECT or in conjunction with PLICSCOM via Bluetooth. The sensors can also be operated via a Profibus DP interface.
- VEGAMET 100, 300, 800 DTM
The switchover time for pump monitoring can now be set in minutes.
- Measured value curve
"Measured value memory (DTM)" was switched over to "Measured value curve". The function and operation have been largely adapted to the operating philosophy of the echo curve.
- VEGA DataViewer
The analysis and archiving program VEGA DataViewer was revised in the following points:
 - When the DataViewer is started, the data on the computer used is synchronized with the data stored in myVEGA.

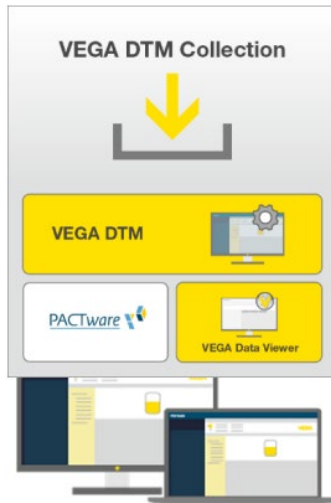
The following errors were removed

- PROTRAC DTM
The button for triggering the reset is displayed again.
- VEGAPULS 6X Profinet
The limitation to the use of SI units had an impact on the display of scaling units. The error was removed.
- VEGAMET 100/300/800 DTM
The following errors were removed:
 - When calculating the flow rate using the flow rate formula, the correct unit is now displayed.
 - With the pump control, there were cases where not all the required parameters were saved in the device.
- Device documentation
Manually edited entries for false echoes are now also included in the device documentation.
- Message to customer service
Any service records that are sent along are now forwarded to the VEGA service department as attachments.

-
- VEGA DataViewer
 - The following improvements have been made:
 - Error when synchronizing data records with certain special characters in the device TAG has been corrected.

VEGA DTM Collection 11 / 2024

Publication date 10.12.2024



The DTM Collection contains the following software components:

- Microsoft® .NET Framework	Version 3.5, 4.6.1, NET6
- PACTware™	Version 6.2 (6.2.0.20)
- VEGA DTM:	Version 2.4.0
- HART Communication DTM	Version 1.0.52
- Generic HART DTM	Version 4.0.3
- Profibus Communication DTM	Version 2.11
- iDTM-FDI	Version 1.8.98

Note:

In the download section of the VEGA homepage, you have the possibility to download individual software components available in the DTM Collection. If you want to use all functions of the *VEGA DTM Collection 11/2024*, keep in mind that you should have the actual version *PACTware™ 6.2* as well as the *VEGA DataViewer 2.4.0* installed.

In general

- All VEGA DTMs in this DTM Collection are tested and released for operation under Microsoft® Windows 10 and Windows 11.
This applies also to the included PACTware 6.2.
- FDT conformity
The VEGA DTMs were developed according to the valid requirements of the FDT Group. They meet the requirements of the FDT 1.2.1 specification but also the requirements of the DTM Style Guide 1.1.
- The VEGA DTMs were tested together with *PACTware™ 6.2* and adapted in an optimum way to the frame applications. When using the VEGA DTM in other frame applications, make sure that the frame application supports .NET 2.0 DTMs.
- For a correct function of the new VEGA DTM, Microsoft® .NET-Frameworks 3.5, 4.6.1 and 8.0 must be available. The installation of the VEGA DTM is only possible when this requirement is fulfilled. When installing via the complete package "PACTware and VEGA DTM Collection" via Autorun, an attempt is made to install all required software components automatically.
With some Windows 10 or Windows 11 environments however additional interventions by the administrator are required (see ReleaseNotes in the directory VEGA DTM of the complete package).

New functions

- From this version, the following instruments are supported in addition:

- VEGAPULS 6X Profinet DTM
Use this DTM if you want to adjust VEGAPULS 6X Profinet sensors via VEGACONNECT or in conjunction with PLICSCOM via Bluetooth. The sensors can also be operated via an APL interface (Advanced Physical Layer).
- VEGAPULS 6X DTM
The DTM was extended by the following adjustment options:
 - Operating mode Burst mode for HART communication
 - Support of the 26 GHz versions
 - Increased emitted power in metal vessels
- VEGADIS 82 DTM
For VEGADIS 82 adjustment via Bluetooth is now possible Prerequisite is the use of a VEGADIS 82 from instrument software 1.13.13.
- VEGA Ethernet DTM
The Ethernet DTM now also supports communication protocols with extended security criteria and additional protection via certificates.
- VEGAPULS 42 DTM
The DTM for VEGAPULS 42 now supports the editing of an existing false signal suppression.
- VEGAPULS Air 40 series DTM
The DTM for the VEGAPULS Air sensors now offers the activation of a re-join function for operation in LoRa networks.
- VEGABAR 20/30 series DTM
The offset correction page now also displays the offset actually used.
- Contact to the customer service
The assistant for creating a customer service enquiry has been expanded and now offers the option of creating a service recording directly from the assistant and adding it to the enquiry. Alternatively, a service recording that has already been created in advance can be provided.
- Backups as PDF
In the “Restore backup” assistant, selected backups are displayed as a PDF file for verification.
- VEGA DataViewer
The analysis and archiving program VEGA DataViewer was revised in the following points:
 - The logbook function has been revised in terms of content and ease of reading
 - The search now also includes the description texts of backups.
 - The appropriate data source (local / myVEGA) is now selected automatically.
 - The device list now offers the export of selected devices as a CSV file..

- Employees of a company can share their data with all other employees of the same company The “Share with company” function can be activated individually by each user. No support from VEGA Sales is required for this.
- The function for sharing device data with the VEGA Service Team has been expanded It is now possible to share all device data of the registered employee with the VEGA Service Team with a single click.
- Attachments and files from the “Documentation” area can now be copied and pasted into other applications.

The following errors were removed

- VEGAMET 100/300/800 DTM
Various display errors of the graphics in the linearisation assistant resolved
- VEGAPULS C 20 series Modbus DTM
Software update via Modbus is now supported
- VEGABAR 80 series DTM
The miscalculation when using a fade out area in the linearisation assistant has been resolved
- Measured value memory (instrument)
Communication interruptions when reading out the measured value memory (instrument) via Bluetooth have been eliminated.
- Restore backup
When restoring the backup, the manually edited false echoes for the VEGAPULS device series were not accepted under certain conditions.. The error was removed.
- Flow measurement
The dimensioning arrows for the adjustment have been corrected for some graphics of the various flow options.

- VEGA DataViewer
The following improvements have been made:
 - Update of the device tag when downloading device data improved.
 - Display errors in the comparison function for backups have been eliminated
 - The column width of the backup view can now be changed.

VEGA-DTM 2.3.1

Publication date 28.02.2024



Contains bug fixes for VEGA-DTM version 2.3.0

VEGA DTM version 2.3.1 can be downloaded from the download area.

The following error has been fixed:

- Linearisation assistant
During linearisation for a flow measurement with rectangular flume according to ISO standard, a misleading display was shown in the wizard step for entering the adjustment. The graphic has been replaced.

VEGA DTM Collection 10/2023

Publication date 29.09.2023



The DTM Collection contains the following software components:

- Microsoft® .NET Framework	Version 3.5, 4.6.1, NET6
- PACTware™	Version 6.1 (6.1.0.15)
- VEGA DTM:	Version 2.3.0
- HART Communication DTM	Version 1.0.52
- Generic HART DTM	Version 4.0.3
- Profibus Communication DT	Version 2.11
- iDTM-FDI	Version 1.7.31

Note:

In the download section of the VEGA homepage, you have the possibility to download individual software components available in the VEGA DTM Collection. If you want to use all functions of the *VEGA DTM Collection 10/2023*, keep in mind that you should have the actual version *PACTware™ 6.1* as well as the VEGA DataViewer 2.2.0 installed.

In general

- All VEGA DTMs in this DTM Collection are tested and released for operation under Microsoft® Windows 10 and Windows 11.
This applies also to the included PACTware 6.1
- FDT conformity
The VEGA DTMs were developed according to the valid requirements of the FDT Group. They meet the requirements of the FDT 1.2.1 specification but also the requirements of the DTM Style Guide 1.1.
- The VEGA DTMs were tested together with *PACTware™ 6.1* and adapted in an optimum way to the frame applications. When using the VEGA DTM in other frame applications, make sure that the frame application supports .NET 2.0 DTMs.
- For a correct function of the new VEGA DTM, Microsoft® .NET-Frameworks 3.5, 4.6.1 and 5.0 must be available. The installation of the VEGA DTM is only possible when this requirement is fulfilled. When installing via the complete "PACTware and VEGA DTM Collection" package by Autorun, attempts are made to install all required software components automatically.
With some Windows 10 or Windows 11 environments, however, additional interventions by the administrator are required (see Release Notes in the directory VEGA DTM of the complete package).

New functions

- VEGABAR 20/30 series DTM

The following functions were added to the DTM for the VEGABAR 20/30 series:

- “Korean” and “Czech” have been added to the language selection for operating with the display
- For instrument types, equipped with displays, the DTMs offer setting possibilities for displaying scaled measured values on the display.

The new functions are supported for instruments as of instrument software 1.5.0.

- VEGAPULS 42 DTM

The following functions were added to the DTM for the VEGAPULS 42:

- Setting possibility for the bandwidth setting depending on the license range
- For instrument types, available with displays, the DTMs offer appropriate setting possibilities for what is shown in the display.

The new functions are supported for instruments as of instrument software 1.1.0.

- VEGAPOINT 20/30 series DTM

The VEGAPOINT 24 has been optimized with regard to the adjustment function of the switching point. Adjustment values determined by the new method are not compatible with the previous processing in the instruments.

The DTM refers the user to the problems in the relevant places.

The new functions are supported for instruments as of instrument software 1.2.0.

- VEGAPULS C 20 series SDI DTM

The DTMs for the VEGAPULS C 21, 22 and 23 with support of the SDI-12 interface have been revised with regard the normal start-up steps. Terms and procedures for setting the adjustment data were adapted especially.

The new function is supported for instruments as of instrument software 1.3.0.

- VEGAPULS 6X DTM

The start-up wizard function has been optimized in the DTM with regard to the test step for evaluating the quality of the echo curve. The DTM now provides information about possible measures for achieving the required echo curve quality in case of error.

The new functions are supported for instruments as of instrument software 1.3.0.

- Licensing

From now on, there is no difference between the full version and the standard version for the use of the VEGA DTM Collection. Licensing is no longer necessary. All users receive the scope of functions of the previously chargeable full version as of version 2.3.0.

This means, in particular, free use of:

- VEGA DataViewer
- Instrument documentation
- Calculation wizard

- Tank Calculation
- VEGA DataViewer
The analysis and archiving program VEGA DataViewer was revised in the following points:
 - The drag pointer values are now displayed additionally as a band in the measured values view.
 - Employees of the same company can be defined as a team in myVEGA and can use their collected data together. The responsible VEGA salespersons will set up the teams.
 - In the "Backup" view, there is now an additional column which shows which user has created the backup.

The following errors were removed

- VEGABAR 80 and VEGADIF 80 DTM
The following improvements have been made in the DTMs:
 - The menu items for setting the current output were missing in the DTMs for the instrument variants 4 ... 20 mA without HART interface.
 - Import of a linearization table in the linearization wizard could lead to a crash.
- VEGABAR 61-67 DTMs
When selecting inH₂O as a measuring variable, all values of the corresponding display fields are now shown with two decimal places.
- VEGAPOINT 20/30 series DTM
The text additions "HNO" and "HNC" were switched round on the "Switching output" page.
- VEGAPULS C 21 series DTM
A crash could occur when ending the "Start instrument test" function.
- VEGAPULS 42 DTM
The sensor characteristics can now be loaded again.
- VEGAPULS 6X DTM
The following improvements were made in the DTMs:
 - Display of the event list was prevented for certain special characters in the measuring point name.
 - The result of the instrument test now appears in the event list

-
- Service inquiry
Service inquiries were sent to the wrong Service office in some cases which led to delays in handling. The error is now fixed.
 - Restoring backups
When restoring backups with linearization functions created by the calculation wizard, the original tank information was not transferred.
 - VEGA DataViewer
The following improvements were made:
 - On the “Information” page:
 - Comments with the special character % are now transferred correctly.
 - The picture alignment is corrected for newly imported pictures.
 - Some tooltips have been added to the menu bar.
 - The “Add attachment” entry has been added to the menu bar.
 - Import of service records is now independent of the used filename.

VEGA-DTM 2.2.1

Publication date 29.05.2023



Contains error corrections of VEGA DTM version 2.2.0

The VEGA DTM version 2.2.1 can only be downloaded via the download area.

Note:

This VEGA DTM version is not included on the DVD "VEGA DTM Collection 04/2023".

The following errors were removed:

- Contact customer service
There were problems entering the e-mail address and telephone number in the contact form for the customer enquiry. The error has been fixed.

DTM Collection 04 / 2023

Publication date 04.04.2023



The DTM Collection contains the following software components:

- Microsoft® .NET Framework	Version 3.5, 4.6.1, NET6
- PACTware™	Version 6.1 (6.1.0.15)
- VEGA DTM:	Version 2.2.0
- HART Communication DTM	Version 1.0.52
- Generic HART DTM	Version 4.0.3
- Profibus Communication DTM	Version 2.11
- iDTM-FDI	Version 1.7.31

Note:

In the download section of the VEGA homepage, you have the possibility to download individual software components available in the DTM Collection. If you want to use all functions of the *VEGA DTM Collection 04/2023*, keep in mind that you should have the actual version *PACTware™ 6.1* as well as the VEGA DataViewer 2.2.0 installed. The latter is only required for the paid "full version".

In general

- All VEGA DTMs in this DTM Collection are tested and released for operation under Microsoft® Windows 10 and Windows 11.
This applies also to the included PACTware 6.1
- FDT conformity
The VEGA DTMs were developed according to the valid requirements of the FDT Group. They meet the requirements of the FDT 1.2.1 specification but also the requirements of the DTM Style Guide 1.1.
- The VEGA DTMs were tested together with *PACTware™ 6.1* and adapted in an optimum way to the frame applications. When using the VEGA DTM in other frame applications, make sure that the frame application supports .NET 2.0 DTMs.
- For a correct function of the new VEGA DTM, Microsoft® .NET-Frameworks 3.5, 4.6.1 and 5.0 must be available. The installation of the VEGA DTM is only possible when this requirement is fulfilled. When installing via DVD (Autorun), attempts are made to install all required software components automatically.
With some Windows 10 or Windows 11 environments however additional interventions by the administrator are required (see ReleaseNotes in the directory VEGA DTM of the DVD).

New functions

- From this version, the following instruments are supported in addition:

- VEGAPULS 42 DTM

Use this DTM if you want to adjust sensors of type VEGAPULS 42 via Bluetooth.

- VEGAPULS Air 40 series DTM

The following corrections were carried out in the DTMs:

- The adjustment options for defining the measuring intervals as well as the transmission intervals have been extended.
- In addition to the time-controlled measuring and transmission interval, an event-controlled measuring and transmission interval can be activated, which becomes active under a certain condition.

The new functions are supported for device software from 2.0.

- VEGAPULS 6X DTM

The DTMs for VEGAPULS 6X now support the double chamber instrument versions with the following supplementary electronics:

- Second current output
- Four-wire
- Modbus

- Contact to the customer service

All DTMs now offer a function that makes it easy to contact the responsible VEGA service department.

- Backup & Restore with myVEGA

For the first time, customers can now save their backups centrally in their myVEGA account when they log in with the myVEGA Client and have access to all device settings at any time.

- myVEGA Client

In the myVEGA Client, a setting can be made to select whether synchronisation of the device data with the myVEGA account is desired.

- VEGA DataViewer

The analysis and archiving program VEGA DataViewer was revised in the following points:

- Customers with a full version have access to the data of their myVEGA account via DataViewer and thus have full control over the stored content.
- For support in case of service, customers have the possibility to share selected data sets with VEGA customer service.
- In the "Backup" view, a short description can now be added for each backup.

- In the "Measured values" view, access to the peak indicator display has been simplified by adding a button.

The following errors were removed

- VEGABAR 20/30 series DTM
The simulation of the current output is now again possible.
- VEGAMET 140/340/840 series and VEGAMET 860 series DTM
The following corrections were carried out in the DTMs:
 - If "Flow measurement" is selected, the application assistant assigns the linearised value to the current output.
 - The linearization table was extended by the columns "Level" and "Scaled".
 - The value range for the switch on and off delay of the relays was extended to max. 999 seconds.
- VEGAPOINT 24 DTM
The switching points are now displayed with unit "V".
- VEGAPULS 10/20/30 DTM
When selecting "Conical bottom" for linearization, in some cases the intermediate height was not taken over into the device.
- VEGACONNECT 4 DTM
The following improvements were made in the DTM for the new version of VEGACONNECT 4 (since version 2.0):
 - The identification of the connected hardware is now carried out independent of the FTDI driver settings.
 - The readout of the identification string was simplified.
- VEGA DataViewer
The following errors were removed:
 - Error when importing larger VDS files.
 - In the PDF document of the backups, the formatting for the table of contents was corrected.
 - In the "Measured values" view, the optionally activated windows (cursor, measured values, pointer) can now be scrolled through.
 - In the "Echo curve" view, the curve was missing in the printout.

VEGA-DTM 2.1.1

Publication date 11.11.2022



Contains error corrections of VEGA DTM version 2.1.0

The VEGA DTM version 2.1.1 can only be downloaded via the download area.

Note:

This VEGA DTM version is not included on the DVD "VEGA DTM Collection 09/2022".

The following errors were removed

- VEGAPULS 61, 62, 63, 65, 66, 68 DTM
VEGAPULS WL 61 und WL S 61 DTM
Editing the freely programmable linearisation curve did not work properly with the above-mentioned DTMs. The error has been removed.

DTM Collection 09 / 2022

Release date: 07 September 2022



The DTM Collection contains the following software components:

- Microsoft® .NET Framework	Version 1.1, 2.0 and 5.0
- PACTware™	Version 5.0 (5.0.5.32)
- VEGA-DTM:	Version 2.1.0
- HART Communication DTM	Version 1.0.52
- Generic HART DTM	Version 4.0.3
- Profibus Communication DTM	Version 2.11

Note:

In the download area of the VEGA homepage you have the option of downloading the software components contained in DTM Collection individually. If you want to use all functions of the *VEGA DTM Collection 09/2022*, you should make sure that you've also installed the current *PACTware™ 5.0* as well as VEGA DataViewer. The latter is only required for the "full version", which has to be purchased.

General information

- All VEGA DTMs contained in this DTM Collection have been checked and released for operation under Microsoft® Windows 8 as well as Windows 10 and Windows 11. This also applies to the included PACTware 5.0.
- FDT conformity
The VEGA DTMs were developed according to the current requirements of the FDT Group. They meet the requirements of the FDT 1.2.1 specification as well as the requirements of the DTM Style Guide 1.1.
- The VEGA DTMs were tested together with *PACTware™ 5.0* and optimally adapted to these frame applications. When using the VEGA DTMs in other frame applications, make sure that the frame application .NET 2.0 supports the DTMs.
- The presence of the Microsoft® .NET Framework 2.0 or 3.5 and 5.0 is a prerequisite for the proper functioning of the new VEGA DTM. The VEGA DTM can only be installed if this requirement is met. When installing via DVD (Autorun), the system attempts to install all required software components automatically.

In some Windows 8 or Windows 10 environments, however, additional interventions by the administrator are required (see Release Notes in the VEGA-DTM directory of the DVD).

New Functions

- Language selection

The user interface of all DTMs can now be switched to Korean, Japanese and Polish. The switchover is simultaneously effective for VEGA DataViewer.

- VEGAMET 140/340/840 series and VEGAMET 860 series DTM

The DTMs for the controllers now support the following additional adjustment options:

- The scaling unit mNN has been adapted to the new standards and is now displayed as müNHN.
- In the diagnostics area, additional information on the cause of the fault and how to eliminate it is now displayed.
- Freely selectable percentage values can now be used to carry out adjustment.
- The application assistant now supports the setting of freely programmable linearisation curves.

- VEGAPULS 6X DTM

The DTMs for VEGAPULS 6X now support the following additional adjustment options i.e. functions:

- Addition of the function "Electronics exchange", which supports the installation of replacement electronics.
- The function "Instrument test" now also resolves fault conditions caused by multiple faults occurring at the same time.
- Various changes to the application assistant's procedure for carrying out repeat tests according to WHG/SIL.
- The instrument can now also be operated in the so-called "non-synchronised mode."

- VEGAPULS Air 40 series DTM

The following corrections were made in the DTMs:

- The recorded measured values can now be further processed via an adjustment function with linearisation and scaling.
- Extensions to the settings for wireless transmission with LoRa.
- Display of the IMEI in the diagnostics area.

The new functions are supported for instrument software from Version 1.3.

- VEGAPOINT 20/30 series DTM

The settings for the outputs have been optimised.

- myVEGA Client

In future, myVEGA Client will provide information about upcoming updates of VEGA DataViewer and the VEGA DTMs. What is more, future updates can also be called up and installed via myVEGA Client. The user interface has been adapted accordingly.

- VEGA DataViewer

The analysis and archiving program VEGA DataViewer has been revised with regard to the following points:

- Upon starting, DataViewer provides information about newly available updates and offers the option of downloading them.
- The "Events" view has been expanded to include an info line for displaying the saved entries.

The following bugs have been fixed

- VEGAPULS 10/20/30 series DTM

The following corrections have been made:

- An adjustment was made regarding the available channels in order to fix problems that occurred in the FDT frame PRM from Yokogawa.

- VEGAPULS 6X DTM

The following corrections were made in the DTMs:

- Message texts that appear when cancelling the setup assistant have been modified.
- Further information has been added to the instrument documentation

- Function tests and documentation

PDF documents can now also be output in Chinese, Japanese and Korean.

- VEGA DataViewer

The following bugs have been fixed:

- Drag indicators for VEGAPULS 6X were sometimes not displayed correctly
- Faulty event data and echo curves are now automatically filtered out
- Column width in the instrument list adjusts itself automatically
- The "Order texts" view now functions correctly
- Assignment of characteristics via the context menu of the instrument list works properly now
- File links to DataViewer are now set correctly
- The formatting of tables in PDFs output by the software has been optimised

DTM Collection 03 / 2022

Publication date 01.03.2022



The DTM Collection contains the following software components:

- Microsoft® .NET Framework	Version 1.1, 2.0 und 5.0
- PACTware™	Version 5.0 (5.0.5.32)
- VEGA-DTM:	Version 2.0.0
- HART Communication DTM	Version 1.0.52
- Generic HART DTM	Version 4.0.3
- Profibus Communication DTM	Version 2.11

Note:

In the download section of the VEGA homepage, you have the possibility to download individual software components available in the DTM Collection. If you want to use all functions of the VEGA DTM Collection 03/2022, keep in mind that you should have the actual version PACTware™ 5.0 as well as the VEGA DataViewer installed. The latter is only required for the paid "full version".

In general

- All VEGA DTMs in this DTM Collection are tested and released for operation under Microsoft® Windows 8 as well as Windows 10 and Windows 11. This applies also to the included PACTware 5.0
- FDT conformity
The VEGA DTMs were developed according to the valid requirements of the FDT Group. They meet the requirements of the FDT 1.2.1 specification but also the requirements of the DTM Style Guide 1.1.
- The VEGA DTMs were tested together with *PACTware™ 5.0* and adapted in an optimum way to the frame applications. When using the VEGA DTM in other frame applications, make sure that the frame application supports .NET 2.0 DTMs.
- For a correct function of the new VEGA DTM, Microsoft® .NET-Frameworks 2.0 or 3.5 and 5.0 must be available. The installation of the VEGA DTM is only possible when this requirement is fulfilled. When installing via DVD (Autorun), attempts are made to install all required software components automatically.
With some Windows 8 or Windows 10 environments however additional interventions by the administrator are required (see ReleaseNotes in the directory VEGA DTM of the DVD).
- PACTware 5.0 Update (5.0.5.32)
 - With the update, the automatic installation of the software is supported.

New functions

- From this version, the following instruments are supported in addition:
 - VEGAPULS 6X HART DTM

Use this DTM if you want to adjust VEGAPULS 6X sensors via VEGACONNECT or in conjunction with PLICSCOM via Bluetooth. The sensors can also be operated via a HART interface.
 - PLICSMOBILE 80 series DTM
- The PLICSMOBILE 80 series DTM has been extended by the "Automatic setup" function. This makes integration in VEGA Inventory System even easier.
- The mentioned function requires the use of a device software from 2.1.0.
- Language selection
- The adjustment surface of all DTMs can now be switched to Czech language. The switch over has also effect on the VEGA DataViewer.
- VEGAMET 140/340/840 series and VEGAMET 860 series DTM
- The graphical presentation of the settings for the operating states has been expanded to include additional information.
- myVEGA Client
- The login for the online connection to the myVEGA account now takes place via additional security using Identity Server. The adjustment surface has been adapted accordingly.
- VEGA DataViewer
- The analysis and archiving program VEGA DataViewer was revised in the following points:
- The software package VEGA DataViewer is now delivered in a separate setup. Until now, the installation of the program was done automatically together with the VEGA DTMs.
 - Data records can now also be created manually in the device list. Data supplied later is then automatically assigned.

The following errors were removed

- Linearization assistant
- In the calculation assistant it could happen that the decimal point was no longer accepted. The error was removed.

- VEGADIS 82 DTM
The measured values display in the measured values page now shows the values including the decimal places.

- VEGABAR 20/30 series DTM
The graphic display on the switching output page now adapts to the selected output function of the outputs.


- VEGAMET 100/300/800 series DTM
The following corrections were carried out in the DTMs:
 - The graphical presentation of the operating states has been made more descriptive.
 - The setup of the measured value displays by the application assistants has been adapted to the number of measuring points.
 - The use of the calculation assistant has been blocked for sensors of the PROTRAC family.
 - In the sensor characteristics page, the selection of the "Radiometry" sensor type has been removed when using a 4 ... 20 mA sensor.

- VEGAPULS 10/20/30 series DTM
The following corrections were carried out:
 - Additional menus for editing false echoes for the device types with SDI interface added.
 - Improvements in the linearization assistant for the "sounding table" option

- VEGA DataViewer
The following errors were removed:
 - Deleting attachments is now also possible via context menu.
 - Sorting of attachments is now chronologically descending.
 - Sorting of documents is now chronologically descending.

DTM Collection 10 / 2021

Publication date 13.10.2021



The DTM Collection contains the following software components:

- Microsoft .NET Framework	Version 1.1, 2.0 and 4.6.1
- PACTware™	Version 5.0 (5.0.5.31)
- VEGA-DTM:	Version 1.87.0
- HART Communication DTM	Version 1.0.52
- Generic HART DTM	Version 4.0.3
- Profibus communication DTM	Version 2.11

Note:

In the download section of the VEGA homepage, you have the possibility to download individual software components available in the DTM Collection. If you want to use all functions of the *VEGA DTM Collection 10/2021*, keep in mind that you should have the actual version *PACTware™ 5.0* installed.

In general

- All VEGA DTMS contained in this DTM Collection are tested and approved for operation under Microsoft® Windows 8 as well as Windows 10. This also applies to the included PACTware 5.0.
- FDT conformity
The VEGA DTMs were developed according to the valid requirements of the FDT Group. They meet the requirements of the FDT 1.2.1 specification as well as the requirements of the DTM Styleguide 1.1.
- The VEGA DTMs were tested together with *PACTware™ 5.0* and adapted optimally to these frame applications. When using the VEGA DTM in other frame applications, make sure that the frame application supports .NET 2.0 DTMs.
- For proper function of the new VEGA DTM, the presence of the .NET frameworks 2.0 or 3.5 and 4.6.1 is necessary. The installation of the VEGA DTM is only possible if this requirement is fulfilled. When installing via DVD (Autorun), an attempt is made to install all required software components automatically.
With some Windows 8 or Windows 10 environments, however, additional interventions by the administrator are necessary (see ReleaseNotes in the directory VEGA-DTM of the DVD).

New functions

- The following devices/interfaces are supported in addition with this new version:
 - VEGACONNECT 4 DTM

The VEGACONNECT interface adapter will be delivered in revised form from October 2021.

You need the VEGACONNECT DTM included in this version if you want to use the revised VEGACONNECT interface adapter. The previous interface adapter is also supported herewith.

- VEGAMET 140/340/840 series and VEGAMET 860 series DTM
The DTMs for the controllers support now the following additional adjustment options:
 - Setting up the "Gauge measurement" application type.
 - Modification of the device address of the connected HART sensors.
 - Automatic copying of autonomously stored measured values to SD card.
 - Importing of the linearization curve of an already set up measuring point.
 - The measured value display can now also show the identical combination of measured values as selected for the display.

Optimizations were made for the following functions:

- The allocation of the outputs is now made at a central position of the menu tree.
- Restoring of backups is now independent on the housing version.
- Several modes of the pump control can now be used in parallel.

The specified functions require the use of the device software from 1.15.

- VEGABAR 20/30 series DTM

The list of the units was extended by the unit "mH₂O".

The use of the additional unit requires device software 1.4 and higher.

- PLICSMOBILE 80 series DTM

The PLICSMOBILE 80 series DTM was extended by the following functions:

- Adaptations of the adjustment functions for the mobile phone standard "LTE".
- Cyclical triggering of a restart of the device.

The specified functions require the use of the device software from 2.0.

- **PROTRAC DTM**
For the following PROTRAC device types, the PROTRAC DTMs offer the following extensions:
 - The service recording now also takes the list of events into account.
 - The device documentation was extended by dynamic diagnostics data.

- **Diagnosis help**
The "Diagnosis" section has been revised in the DTM. Error messages of a connected sensor now additionally contain possible error causes as well as suggestions for fault rectification.

- **Device documentation**
The device documentation has been supplemented by a section for the presentation of measured values. The measured values are printed as they were valid at the time the device documentation was created.

- **VEGA DataViewer**
In the "Measured values" view, the processing of the pointer has been improved. Furthermore, frequently used diagnostic values can now also be displayed.

The following errors were removed

- **Create device documentation**
The following corrections were made in the DTMs:
 - The pointer information is now generally displayed in the PDF, provided that an online connection exists at the time of creation.
 - The sections Device memory and Setup curve have been improved.


- **VEGABAR 20/30 series DTM**
The limit value for setting the max. integration time was reduced to 9.0 seconds

- **VEGAMET 100/300/800 series DTM**
The following corrections were carried out in the DTMs:
 - Some measured value types were completed in the DTM measured value window.
 - Effects to relay 1 when changing the settings for relay 2 have been corrected.
 - When using HART sensors additional units are now available in the section sensor characteristics values.
 - When adjusting the relay switch points, now also user-defined units are displayed.
 - When adjusting the operating modes, now also user-defined units are displayed.

- The selection of units in the application "Interface" were extended.
- VEGAPOINT 20/30 series DTM
The following errors were removed:
 - The verification of whether the device has one or two switching outputs has been improved.
 - The assistant for executing the WHG proof test was revised.
- VEGAPULS 10/20/30 series DTM
Modification of application-dependent parameters is now recognized and processed.
- PROTRAC DTM
The following errors were removed:
 - When importing the linearisation points, the date of the points is now also taken over correctly.
 - On the input page for linearisation, the input value for the measured distance is now displayed correctly.
- VEGABAR 80 series DTM
The assistant for the electronics exchange can now also be used for device types with SIL approval.
- VEGAPULS Air 40
The following corrections were carried out:
 - Additional mobile radio information has been included in the diagnostic status area
 - With the measurement and transmission interval there are now additional settings
- VEGA DataViewer
The following errors were removed:
 - The faulty date indication in the pointers of VEGAPULS 10/20/30 was corrected.
 - When changing to another measured value curve in the "Measured values" view, the values in the cursor box now also change appropriately.

VEGA-DTM 1.86.1

Publication date 9.4.2021



Contains error corrections of VEGA DTM version 1.86.0

The VEGA DTM version 1.86.1 can only be downloaded via the download area.

Note:


This VEGA DTM version is not included on the DVD "VEGA DTM Collection 02/2021".

The following errors were removed

- VEGAPULS 10/20/30 series DTM
VEGAPULS C 10/20 series DTM
VEGAPULS Air 40 series DTM
With the mentioned DTMs, it could happen that a previously carried out false signal suppression was overwritten by subsequent modification of any settings. The error has been removed.
- VEGAPULS Air 40 series DTM
The function Restore backup can now be executed without errors.
- VEGABAR 80 series DTM
The error during the execution of an instrument test is removed.
 - VEGA DataViewer
Depending on the country settings of the used computer, it could happen that the presentation of the stored events in DataViewer did not work. The error has been eliminated.

DTM Collection 02 / 2021

Publication date 15.02.2021



The DTM Collection contains the following software components:

- Microsoft .NET Framework	Version 1.1, 2.0 und 4.6.1
- PACTware™	Version 5.0 (5.0.5.31)
- VEGA-DTM:	Version 1.86.0
- HART Communication DTM	Version 1.0.52
- Generic HART DTM	Version 4.0.3
- Profibus Communication DTM	Version 2.11

Note:

In the download section of the VEGA homepage, you have the possibility to download individual software components available in the DTM Collection. If you want to use all functions of the VEGA DTM Collection 02/2021, keep in mind that you should have the actual version PACTware™ 5.0 installed.

In general

- All VEGA DTMs contained in this DTM Collection are tested and approved for operation under Microsoft® Windows 7, Windows 8 as well as Windows 10. This also applies to the included PACTware 5.0.
- FDT conformity
The VEGA DTMs were developed according to the valid requirements of the FDT Group. They meet the requirements of the FDT 1.2.1 specification as well as the requirements of the DTM Styleguide 1.1.
- The VEGA DTMs were tested together with PACTware™ 5.0 and adapted optimally to these frame applications. When using the VEGA DTM in other frame applications, make sure that the frame application supports .NET 2.0 DTMs.
- For proper function of the new VEGA DTM, the presence of the .NET frameworks 2.0 or 3.5 and 4.6.1 is necessary. The installation of the VEGA DTM is only possible if this requirement is fulfilled. When installing via DVD (Autorun), an attempt is made to install all required software components automatically. With some Windows 8 or Windows 10 environments, however, additional interventions by the administrator are necessary (see ReleaseNotes in the directory VEGA-DTM of the DVD).

New functions

- The following devices / interfaces are additionally supported since this version:
 - VEGAPOINT 20/30 series DTM
 - VEGAPULS Air 40 series DTM

Use these DTMs if you want to adjust the level switch VEGAPOINT 24 or sensors of the type VEGAPULS Air 41 or 42 via Bluetooth connection.

- VEGAMET 140/340/840 series and VEGAMET 860 series DTM
The DTMs for the controllers now support the following additional functions.
 - The following additional application variants are now supported:
 - Storm water overflow basin
 - Density
 - The colour for the backlight can now be freely selected to display different states.
 - In addition to the colour for the backlight, a flashing mode can now also be activated.

The functions mentioned require the use of the device software > 1.12.

- VEGABAR 20/30 series DTM
 - In addition to the colour for the 360° status indication, a flashing mode can now also be activated.
 - All colour settings are now also available for the three-wire versions of the sensors.

The mentioned functions require the use of the device software 1.3 and higher.

- VEGAPOINT 20/30 series DTM
 - In addition to the colour for the 360° status indication, a flashing mode can now also be activated.
 - The WHG proof test assistant has been extended to include the execution of the device test.

The mentioned functions for colour adjustment require the use of the device software 1.4 and higher.

- PROTRAC DTM
For the various PROTRAC device types from device software version 3.0, it is now possible to enter a comment when entering the linearization points

- **VEGA Bluetooth DTM**
The communication DTM for using sensors via a Bluetooth connection has been adapted for changing to a different model of Bluetooth USB adapter. The DTM now preferably selects the new model. In the VEGA project assistant, the selection made is displayed accordingly.
- **Licensing for a Full version**
The licensing of the VEGA DTM Collection as Full version is now also possible without DVD. Users who have purchased a Full version can receive the license automatically via the login of the myVEGA client to myVEGA.

The following errors have been removed


- **USB driver**
The signing of the USB driver for the VEGA USB DTM as well as for VEGACONNECT 4 DTM was renewed.
- **Online help**
The description of the Create / Restore Backup function has been added.
- **Function tests and documentations**
After generating the PDF documents, a dialog now indicates the storage location.
- **Restore backup**
In the list of available backups, an incorrect device tag was displayed in certain cases if the data was obtained from VEGA DataViewer. The error is fixed.
- **VEGAMET 100/300/800 series DTM**
The following corrections were made in the DTMs:
 - During a running recording of the device-internal measured value memory, changing the settings for the recording is now prevented.
 - In the "Calculation difference" application, an error occurred under certain conditions when calculating the adjustment for measuring point 3.
 - In the "Pump station" application, an already occupied relay was offered in some cases.
 - Freely programmable linearization is now also offered for the applications "Calculation Total", "Calculation Average Value" and "Calculation Difference".
- **VEGAPOINT 20/30 series DTM**
After finishing the service recording, the updating of the impedance curve indication stopped. The error was fixed.

-
- VEGAFLEX 80 series DTM
The special parameter (3) is now written properly.

 - VEGA **DataViewer**
The following errors have been removed:
 - The incorrect date indication in the peak indicators of VEGAPULS 10/20/30 was corrected.
 - The date of backup generation is now displayed on the cover sheet of the backup PDF.
 - Import of files tolerates now also special characters in the file name.

VEGA-DTM 1.85.1

Publication date 12.10.2020



Contains error corrections of VEGA DTM version 1.85.0.

The VEGA DTM version 1.85.1 is available through the download section.

It is also included on the DVD „VEGA DTM Collection 10/2020“.

- VEGA-DTM

Version 1.85.1

The following errors were removed


- When setting the sensor parameters for 4 ... 20 mA sensors, the unit set there was not stored and therefore not transferred to the control unit.

The error correction applies to the DTM

- VEGAMET 140 series DTM
- VEGAMET 340 series DTM
- VEGAMET 840 series DTM
- VEGAMET 860 series DTM

DTM Collection 10 / 2020

Publication date 1.10.2020



The DTM Collection contains the following software components:

- Microsoft .NET Framework	Version 1.1, 2.0 und 4.6.1
- PACTware™	Version 5.0 (5.0.5.31)
- VEGA-DTM:	Version 1.85.0
- VEGADIF 55 DTM:	Version 1.4.129
- HART Communication DTM	Version 1.0.52
- Generic HART DTM	Version 4.0.3
- Profibus Communication DTM	Version 2.11

Note:

In the download section of the VEGA homepage, you have the possibility to download individual software components available in the DTM Collection. If you want to use all functions of the VEGA DTM Collection 10/2020, keep in mind that you should have the actual version PACTware™ 5.0 installed.

In general

- All VEGA DTMs contained in this DTM Collection are tested and approved for operation under Microsoft® Windows 7, Windows 8 as well as Windows 10. This also applies to the included PACTware 5.0.
- FDT conformity
- The VEGA DTMs were developed according to the valid requirements of the FDT Group. They meet the requirements of the FDT 1.2.1 specification as well as the requirements of the DTM Styleguide 1.1.
- The VEGA DTMs were tested together with PACTware™ 5.0 and adapted optimally to these frame applications. When using the VEGA DTM in other frame applications, make sure that the frame application supports .NET 2.0 DTMs.
- For proper function of the new VEGA DTM, the presence of the .NET frameworks 2.0 or 3.5 and 4.6.1 is necessary. The installation of the VEGA DTM is only possible if this requirement is fulfilled. When installing via DVD (Autorun), an attempt is made to install all required software components automatically. With some Windows 8 or Windows 10 environments, however, additional interventions by the administrator are necessary (see ReleaseNotes in the directory VEGA-DTM of the DVD).

New functions

- The following devices / interfaces are additionally supported since this version:

- VEGAMET 140 series DTM
- VEGAMET 340 series DTM

Use these DTMs if you want to adjust controllers of type VEGAMET 141, 142, 341 or 342 via Bluetooth connection.

- Create backup / restore backup

The two functions for creating and restoring backups have been revised:

- Create backup
 - Backups now also contain the false signal suppression.
- Restore backup
 - The backup selection wizard now offers a filter function to narrow down the search more easily.
 - For users of the DTM full version, backups stored in VEGA DataViewer are also included.
 - Device address and device TAG are now always used during restoring.

- Function tests and documentation

The DTM toolbar was revised. The previous menu item "Print" was replaced by the menu item "Functional tests and documentation". This menu item now contains the print functions and any function tests that may be available for all DTMs.

- "Create device documentation" now delivers a PDF file as the result, which is saved directly in the service folder and displayed in a PDF viewer.
- For all function tests, the test reports are saved as PDF files in the service folder and displayed in a PDF viewer.
- For users of the DTM full version, the PDF files are automatically archived in the VEGA DataViewer.

- VEGAPULS 10/20/30 series and VEGAPULS C 10/20 series DTM

Several points in the operation of the mentioned device family have been revised:

- Setting options for "Interference behaviour" were added.
- Linearization options "Sloped bottom" and "Conical bottom" have been added.
- Linearization per "Q/h table" was added.
- Adjustment options for "Operating mode" were added.

- VEGABAR 20/30 series DTM

The two-wire versions of the sensors now offer the possibility to select the colour of the

illuminated ring display depending on the current measured value.

- VEGAPOINT 20/30 series DTM
The DTMs for VEGAPOINT versions with WHG approval were extended by an assistant function for carrying out the "proof test" with test report.
- VEGAMET 140/340/840 series and VEGAMET 860 series DTM
The DTMs for the controllers now support the following additional functions:
 - The following additional application variants are now supported:
 - Well measurement
 - Total
 - Average value
 - Pressurized vessel
 - Setup of flow measurements by entering a Q/h curve.
 - Defining the use of the SD card.
 - Free selection of inputs when using 4-20mA sensors.
 - For on-site operation the languages Turkish, Japanese, Russian, Chinese and Portuguese can now be selected
- VEGABAR 80 series and VEGADIF 80 series DTM
The DTMs for VEGABAR 80 and VEGADIF 80 versions were extended by the function "Device test" with generation of a test report.
- WEIGHTRAC DTM
The following additional functions or revisions are available for the various WEIGHTRAC instrument types from device software version 3.0.
 - Real value correction
 - Zero rate determination
 - HART variables adjustable
 - Relay option for x-ray alarm addedThese additions are now supported by the DTMs.
- PLICSMOBILE 80 series DTM
In the future, PLICSMOBILE 80 versions will be able to select a preferred mobile phone provider. This can be helpful in situations where the automatic selection selects a provider with good signal strength but poorer data transmission.
- VEGA Bluetooth DTM
The communication DTM for the use of sensors via a Bluetooth connection now supports a new, according to today's conditions tap-proof coding procedure.

- VEGA DataViewer
The following functions were revised:
 - The device data has been extended by a view called "Documentation". All PDF files created via DTM are now automatically archived in VEGA DataViewer in the view "Documentation".
 - The indication of the pointer was shifted to the view „Measured values”
 - The previously used database has been replaced by a database that does not limit the memory capacity.

The following errors have been removed

- USB driver
The signing of the USB driver for the VEGA USB DTM as well as for VEGACONNECT 4 DTM was renewed.
- Service recording
The cause of interruptions during the compression process has been removed.
- Flow measurement
When calculating the flow rate by entering the building dimensions according to the ISO standard, errors occurred for some flumes or weirs if the input was not in the unit meter. The error has been corrected.
- VEGABAR 20/30 series DTM
The limit values for the adjustment are now derived from the measuring range of the sensor.
- VEGAMET 100/300/800 DTM
The following corrections were made in the DTMs:
 - The display of the calculated level in ft when the adjustment unit is selected is no longer offered by the DTM. The display is only enabled from device software 1.3 on.
 - When defining the sensor characteristics, flow units are now also offered.
- VEGAPULS 10/20/30 DTM
The selection list of scaling units for entering the linearization table has been extended by the unit ft³.
- VEGA DataViewer
The following errors have been removed:

-
- PDF reports created from backups now again contain the dimensions and auxiliary graphics of freely programmed linearization functions.
 - The cover page of PDF reports now again contains a note about the version used to generate the report.
 - The status display for the displayed devices was changed.
 - The curve selection for the echo curves now offers the differential curve as an option again

VEGA-DTM 1.84.1

Publication date 6.5.2020



Contains error corrections of VEGA DTM version 1.84.0

The VEGA DTM version 1.84.1 can only be downloaded via the download area.

Note:


This VEGA DTM version is not included on the DVD "VEGA DTM Collection 12/2019."

The following errors were removed

- VEGAMET 840 / 860 series DTM:
With the 2-channel instruments, i.e. with VEGAMET 842 or 862, it is possible to use only one measurement loop and deactivate the second measurement loop. This state was not handled correctly by the DTM. The error is removed now.
- Linearization via flow formula:
When calculating the maximum flow rate using the flow formula of the DTM, the wrong unit of measurement was specified. The DTM now specifies the appropriate unit of measurement.
The following instruments were affected:
 - VEGAMET 840 / 860
 - VEGAPULS 11, 21 and 31
 - VEGAPULS C 11, 21, 22 and 23

DTM Collection 12 / 2019

Publication date 10.12.2019



The DTM Collection contains the following software components:

- Microsoft .NET Framework	Version 1.1, 2.0 and 4.6.1
- PACTware™	Version 5.0 (5.0.4.20)
- VEGA DTM:	Version 1.84.0
- VEGADIF 55 DTM:	Version 1.4.129
- HART Communication DTM	Version 1.0.52
- Generic HART DTM	Version 4.0.3
- Profibus communication DTM	Version 2.11

Note:

In the download section of the VEGA homepage, you have the possibility to download individual software components available in the DTM Collection. If you want to use all functions of the VEGA DTM Collection 12/2019, keep in mind that you should have the actual version PACTware™ 5.0 installed.

In general

- All VEGA DTMs in this DTM Collection are tested and released for operation under Microsoft® Windows 7, Windows 8 as well as Windows 10. This applies also to the included PACTware 5.0
- FDT conformity
The VEGA DTMs were developed according to the valid requirements of the FDT Group. They meet the requirements of the FDT 1.2.1 specification but also the requirements of the DTM Style Guide 1.1.
- The VEGA DTMs were tested together with *PACTware™ 5.0* and adapted in an optimum way to the frame applications. When using the VEGA DTM in other frame applications, it must be ensured that the frame supports .NET 2.0 DTMs.
- For a correct function of the new VEGA DTM, .NET-Frameworks 2.0 or 3.5 and 4.6.1 must be available. The installation of the VEGA DTM is only possible when this requirement is fulfilled. When installing via DVD (Autorun), attempts are made to install all required software components automatically.
With some Windows 8 or Windows 10 environments however additional interventions by the administrator are required (see ReleaseNotes in the directory VEGA DTM of the DVD).

New functions

- From this version, the following instruments/interface are supported in addition:

- VEGAPULS 10 series DTM
- VEGAPULS 20/30 series HART DTM

Use these DTMs if you want to adjust sensors of type VEGAPULS 11, 21 or 31 via Bluetooth connection. Some device types can also be operated via a HART interface.

- VEGAPULS C 10 series DTM
- VEGAPULS C 20 series HART DTM
- VEGAPULS C 20 series Modbus DTM
- VEGAPULS C 20 series SDI DTM

Use these DTMs if you want to adjust sensors of type VEGAPULS C 11, 21, 22 or 31 via Bluetooth connection. Some device types can also be operated via a HART, Modbus or SDI-12 interface.

- VEGABAR 20/30 series DTM

Use this DTM if you want to adjust sensors of type VEGABAR 28, 29, 38 or 39 via Bluetooth connection.

- VEGAPOINT 20/30 series DTM

Use this DTM if you want to adjust sensors of type VEGAPOINT 21, 23 or 31 via Bluetooth connection.

- VEGAMET 840 series DTM
- VEGAMET 860 series DTM

Use these DTMs if you want to operate controllers of type VEGAMET 841, 842, 861 or 862 via Bluetooth connection.

- "Backup" function

The DTM datafile functions can now be found under the name "Backup". The following innovations are connected with this:

- Create backup (export previous data)
 - The contents of the created files are limited to the parameter settings in the device.
 - The assignment of the file name and the file path is done by the DTM without further inquiry.

- The created files are always stored in the service folder.
- Restore backup (import previous data)
 - The DTM offers a list of suitable backups for restoring.
- Print (sensor documentation)

When creating the sensor documentation, the scope of information was previously dependent on the actions actually performed in the DTM.
The following revisions were carried out:

 - Before the sensor documentation is created, all data that the DTM can obtain from the device is reloaded.
 - This ensures that there are no information gaps in the sensor documentation. The prerequisite is that there is a connection to the device during execution.
 - The sensor documentation is not only offered as a preview, it is also automatically saved as a PDF file in the service folder.
- PLICSMOBILE 80 series DTM
 - The PLICSMOBILE 80 series DTM has also been extended by a possibility to switch to the "Secondary Master" mode for HART communication.
- VEGA DataViewer

The following functions were revised:

 - The DTM datafile functions can now be found under the name "Backup".
 - All adjustment elements for "Backup" have been renamed accordingly.
 - The chronological order of the backups is now based on the creation date of the backups.

The following errors were removed

- VEGADIS 82
In the DTM for VEGADIS 82 an error concerning the function enable/disable of the adjustment was corrected.

- myVEGA Client
If an incorrect password is entered, a corresponding feedback message will now appear.

- VEGABAR 80
The sensor documentation for the DTMs for VEGABAR 80 now contains the status for activation of the "Electronic differential pressure".

- VEGAFLEX 80, VEGABAR 80, VEGAPULS 60
The following information gaps were closed during the service recording:
 - The setup curve (if available) is now read out and saved.
 - The peak values are now read out and saved.

- VEGAFLEX 80 Modbus
The setting for the interface parameter "Parity" was reversed. The error is removed.

- VEGA DataViewer
The following errors were removed:
 - The echo curve info box can now be switched off again.
 - When importing PACTware files, only backups whose device data was read via an online connection are extracted.
 - PDF creation now also works with redefined file path for service recording.
 - Backups can now be opened and compared again in the analysis window.
 - Editing features in the device list now works again with multiple selection of devices.
 - The search in the device list can now also process search expressions containing spaces.
 - When exporting measured value curves as CSV files, the time stamps were sometimes calculated incorrectly. The error was removed.

DTM Collection 05 / 2019

Publication date 9.5.2019



The DTM Collection contains the following software components:

- Microsoft .NET Framework	Version 1.1, 2.0 and 4.6.1
- PACTware™	Version 5.0 (5.0.4.20)
- VEGA DTM:	Version 1.83.0
- VEGADIF 55 DTM:	Version 1.4.129
- HART Communication DTM	Version 1.0.52
- Generic HART DTM	Version 4.0.3
- Profibus communication DTM	Version 2.11

Note:

In the download section of the VEGA homepage, you have the possibility to download individual software components available in the DTM Collection. If you want to use all functions of the VEGA DTM Collection 05/2019, keep in mind that you should have the actual version PACTware™ 5.0 installed.

In general

- All VEGA DTMs in this DTM Collection are tested and released for operation under Microsoft® Windows 7, Windows 8 as well as Windows 10. This applies also to the included PACTware 5.0
- FDT conformity
The VEGA DTMs were developed according to the valid requirements of the FDT Group. They meet the requirements of the FDT 1.2.1 specification but also the requirements of the DTM Style Guide 1.1.
- The VEGA DTMs were tested together with *PACTware™ 5.0* and adapted in an optimum way to the frame applications.
- For a correct function of the new VEGA DTM, .NET-Frameworks 2.0 or 3.5 and 4.6.1 must be available. The installation of the VEGA DTM is only possible when this requirement is fulfilled. When installing via DVD (Autorun), attempts are made to install all required software components automatically.
With some Windows 8 or Windows 10 environments however additional interventions by the administrator are required (see Release Notes in the directory VEGA DTM of the DVD).

New functions

- Function "Device test" with generation of a test report. The function is available for the following DTMs:
 - VEGAFLEX 80 series DTM
 - VEGAPULS 60 DTM
 - PROTRAC - DTM

- VEGAFLEX 80 SIL DTM
The VEGAFLEX 80 SIL DTM were additionally completed by the generation of a test report for the function "Proof test acc. to SIL".

- VEGAPULS WL S 61 DTM
The DTMs support now also the scaling of measured values as well as the processing of scaled measured values

- myVEGA Client
The myVEGA Client was revised in respect to the following points:
 - Tray icon appears only if there is a successful login on myVEGA
 - The configuration interface for myVEGA can now also be opened via the program group VEGA

- Documentation and reports
All documents that can be generated using DTM have been revised. This concerns:
 - Sensor documentation, echo curve pressure, measured value curve pressure, event list, device test report as well as additional pressure functions for sensors with SIL qualification.
 - The layout of the documents was standardized and adapted to VEGA Corporate Identity.
 - Images on the cover page have been removed.

- VEGA DataViewer
The following functions were revised:
 - The cursor control in the views for "Echo curve" and "Measured values" has been revised.

The following errors were removed

- **PROTRAC**
In the DTM for PROTRAC display errors of the linearization curve for density measurements have been fixed.

- **VEGABAR 80**
In the DTMs for VEGABAR 80, the following revisions were made:
 - The assistant for electronics exchange now also supports device types with climate-compensated measuring cells..
 - Display error regarding decimal places in measured value density has been fixed.

- **VEGADIF 80**
In the DTM for VEGADIF 80, a position correction for the static pressure can now also be carried out.

- **VEGAFLEX 80**
The occasional problems with writing parameters to the device types VEGAFLEX 80 SIL have been eliminated.

- **VEGA DataViewer**
The following errors were removed:
 - In some cases, the calendar bar in the "Events" view might show a nonsensical start date. The error was removed.
 - Problems with dynamic reloading of devices into the device list have been fixed.
 - Previously, echo curve records that contained destroyed echo curve data were completely discarded during import. In future, the contained valid echo curve data will be accepted.
 - Predefined features in the options dialogue are now also applied when importing device data.

DTM Collection 10 / 2018

Publication date 1.10.2018



The DTM Collection contains the following software components:

- Microsoft .NET Framework	Version 1.1, 2.0 and 4.6.1
- PACTware™	Version 5.0 (5.0.4.12)
- VEGA DTM:	Version 1.82.0
- VEGADIF 55 DTM:	Version 1.4.129
- HART Communication DTM	Version 1.0.52
- Generic HART DTM	Version 4.0.3
- Profibus communication DTM	Version 2.11

Note:

In the download section of the VEGA homepage, you have the possibility to download individual software components available in the DTM Collection. If you want to use all functions of the VEGA DTM Collection 10/2018, keep in mind that you should have the actual version PACTware™ 5.0 installed.

In general

- All VEGA DTMs in this DTM Collection are tested and released for operation under Microsoft® Windows 7, Windows 8 as well as Windows 10. This applies also to the included PACTware 5.0
- FDT conformity
The VEGA DTMs were developed according to the valid requirements of the FDT Group. They meet the requirements of the FDT 1.2.1 specification but also the requirements of the DTM Style Guide 1.1.
- The VEGA DTMs were tested together with *PACTware™ 5.0* and adapted in an optimum way to the frame applications.
- For a correct function of the new VEGA DTM, .NET-Frameworks 2.0 or 3.5 and 4.6.1 must be available. The installation of the VEGA DTM is only possible when this requirement is fulfilled. When installing via DVD (Autorun), attempts are made to install all required software components automatically.
With some Windows 8 or Windows 10 environments however additional interventions by the administrator are required (see ReleaseNotes in the directory VEGA DTM of the DVD).

New functions

- From this version, the following instruments/interface are supported in addition:
 - VEGAFLEX 80 series Modbus DTM
Use this DTM, if you want to operate sensors of type VEGAFLEX 80 with Modbus interface (only Modbus versions in single chamber housing).

- PROTRAC DTM
From device software 2.1.0, PROTRAC device types offers the following additional functions:
 - X-ray suppression
 - Changeable date for the reference time of the decay compensation.The setting of this new function is now also supported by the DTM.

- myVEGA Client
The myVEGA Client was revised in respect to the following points:
 - Now a new icon is used
 - The messages were switched off


- VEGA DataViewer
The following functions were revised:
 - Device list:
The device list was optimized.
 - The algorithm for managing the device list has been changed:
 - When starting VEGA DataSystem, only a limited number of instruments is loaded.
 - Scrolling to the bottom of the device list triggers dynamic reloading of other devices.
 - The complex filter and grouping functions have been removed.
 - The "Amplitude curve" function has been moved in the display options.
 - With multiple selection in the device list, a confirmation per device is no longer required for the export function

The following errors were removed

- **Service recording**
If the notes dialogue was called several times during a service recording, the time stamp for each note was corrupted.
- **PROTRAC**
In the DTM for PROTRAC the following errors were removed:
 - The presentation of the linearization curve for some units was faulty.
 - The presentation of the "Measured value memory - Settings" page was incomplete in some cases.
- **VEGAPULS plics[®]plus**
The following revisions were taken over with instrument types VEGAPULS 61, 62, 63, 65, 66, 67 and 68 as well as VEGAPULS WL 61 and WLS 61:
 - When changing the PIN, the corresponding update of the Bluetooth access code in the keychain was missing.
 - When importing via a DTM data file, the currently valid PIN was overwritten.
- **PLICSMOBILE**
When defining a time-controlled event per time interval, the interval duration was stored incorrectly in some cases.
- **Project assistant**
During the instrument search via Bluetooth, the presentation of the instrument types found for VEGAPULS WL 61 and WLS 61 was adapted. The presentation mode is now used as for the instruments with PLICSCOM.
- **VEGA DataViewer**
The following errors were removed:
 - The value for the displayed storage requirement per device in the device list was incorrect.
 - When importing data, the characteristic "Country" was not copied from the predefined characteristics.
 - For the unit "ft", the spacing was too small for the display of the scale lines in some cases.
 - Previously notes were limited to 255 characters. The limitation is no longer valid.
 - The logarithmic echo curves of VEGAFLEX 60 are now displayed correctly.
 - In the "Echo curve" view of VEGAFLEX 60, unsupported presentation options were displayed.
 - The display of the storage zone for importing using Drag&Drop is now stable.

DTM Collection 04 / 2018

Publication date 5.4.2018



The DTM Collection contains the following software components:

- Microsoft .NET Framework	Version 1.1, 2.0 and 4.5.2
- PACTware™	Version 5.0 (5.0.3.2)
- VEGA DTM:	Version 1.81.0
- VEGADIF 55 DTM:	Version 1.4.129
- HART Communication DTM	Version 1.0.52
- Generic HART DTM	Version 4.0.3
- Profibus communication DTM	Version 2.11

Note:

In the download section of the VEGA homepage, you have the possibility to download individual software components available in the DTM Collection. If you want to use all functions of the VEGA DTM Collection 04/2018, keep in mind that you should have the actual version PACTware™ 5.0 installed.

In general

- All VEGA DTMs in this DTM Collection are tested and released for operation under Microsoft® Windows 7, Windows 8 as well as Windows 10. This applies also to the included PACTware 5.0
- FDT conformity
The VEGA DTMs were developed according to the latest requirements of the FDT Group. They meet the requirements of the FDT 1.2.1 specification but also the requirements of the DTM Style Guide 1.1.
- The VEGA DTMs were tested together with *PACTware™ 5.0* and adapted in an optimum way to the frame applications.
- For a correct function of the new VEGA DTM, .NET-Frameworks 2.0 or 3.5 and 4.5.2 must be available. The installation of the VEGA DTM is only possible when this requirement is fulfilled. When installing via DVD (Autorun), attempts are made to install all required software components automatically.
With some Windows 8 or Windows 10 environments however additional interventions by the administrator are required (see Release Notes in the directory VEGA DTM of the DVD).

New functions

- **PLICSMOBILE**

From device software 1.1.0, PLICSMOBILE offers the following additional functions:

- New option "Combi operation" for power saving mode
- Accumulator status to trigger events
- Allow/block remote parameter adjustment
- Electronics exchange

The setting of this new function is now also supported by the DTM.

- **VEGA Bluetooth DTM**

The communication DTM for adjustment of VEGA instruments via Bluetooth was extended by the following functions.

- Support of on-board Bluetooth LE (from PLICSCOM 1.13)
- Support of the improved device search (from PLICSCOM 1.13)

- **Language selection**

The adjustment surface of all DTMs can now also be switched over to Turkish language. The switch over has also effect on the VEGA DataViewer.

- **Test license**

In the "Info on" dialogue of the VEGA DTMs there is now the possibility to activate a temporary test license as full version. The activation is valid once for 90 days.

- **Parameter page "Info"**

With HART sensors, the info page shows you now in which mode the current output works.

- **Parameter page "Current output (adjustment)"**

The parameter page was replaced by "PV adjustment".

- **Service recording**

To compensate a time offset in the service recordings between the real time clock of the VEGA sensors and the clock on the PC/laptop the DTMs were extended as follows:

- All time stamps will be corrected to reference time (PC/laptop)
- All time stamps are stored in UTC

- **Project assistant**

the project assistant was optimized in the following points for the search for the following Bluetooth instruments:

- The list of the found instruments will be already displayed with the first match.
 - The list will then be successively extended by further matches.
 - Selection and connection to a found instrument in the list is always possible.
 - The search is running until at least one instrument was selected.

- The information to the found instruments was revised.
- Bluetooth instruments already used by other users will be marked.

- myVEGA Client
With the myVEGA Client an active service is available in the background supporting you while working with the VEGA DTMs. The myVEGA Client takes over the following tasks:
 - Local management of all access codes of your VEGA instruments
 - Exchange of the access codes via the myVEGA account with other adjustment instruments

- VEGA DataViewer
The following functions were revised:
 - Localization of time information:
The VEGA DataViewer presents now time information on your device data with the time zone suitable for your location.
 - Device list:
The device list was optimized to make the adjustment more intuitive.
 - Multiple choice will be more clear by checkboxes and reference texts
 - The selection in the device list is determining for downstream activities. Downstream activities are for example:
 - Uploading
 - Downloading
 - Exporting device data
 - Importing DTM recordings:
The procedure for the import of DTM recordings via Drag&Drop was corrected. VEGA DataViewer now also informs the user in which areas a file can be stored.
 - View "Measured values":
The display of measured value curves was revised in the following points:
 - The loading times for long recordings were reduced.
 - Depending on the data volume to the loaded, the curves will be shown as measured value bands.

The following errors were removed

- VEGACONNECT 4
The DTM for VEGACONNECT 4 supports now also the iDTMs of Messrs. Codewrights.
- VEGAMET
The DTMs for adjustment of the series 600 VEGAMETs were corrected:
 - In the DTM for VEGAMET 625 the error while creating a pressurized vessel was removed.
 - In the setup assistant there were sometimes presentation problems on computers with smaller screen.
- PROTRAC
In the DTM for PROTRAC the following errors were removed:
 - Malfunction while creating an automatic real value correction via MGC
 - In the DTM data file the information on MGC instruments and the participant list were missing
- PLICSMOBILE
The following corrections were carried out on the PLICSMOBILE DTM:
 - Error while creating a measurement loop for PROTRAC was removed
 - Triggering a test transmission for defined events was simplified
 - Minor adaptations in the assistant to define events
- VEGABAR 80
In the DTM for VEGABAR 80 the measured values in mbar will be now displayed with 2 positions after the comma.
- VEGAPULS 64/69
The following problems were removed in the DTM for VEGAPULS 64/69:
 - It is now possible to delete false signal entries. If "mm" was adjusted as unit, this was not possible.
 - Some texts were cut with language selection "Spanish" and "French".
 - The import of a PUL3 file via the HART connection blocked with VEGAPULS 64 HART.
- VEGA project assistant
Device type VEGASON S 61 was not recognized with the device search.
- VEGA DataViewer
The following revisions were removed:
 - Upright/landscape format with newly attached images is detected automatically.
 - Terminating the service recording now functions also when the storage size of the VEGA DataViewer database is exceeded.
 - Deadlock while restarting the DataSystem with activated groupings was removed.

-
- In the view "Measured values", you will be informed via the axis label if there are no curves available for the actually selected time section.
 - While generating a sensor documentation from DTM data files, also information is displayed which are only visible in the DTM with service login.
 - The export of data sets via the device list functions again.
 - The country list in the dialogue "Edit features" appears now sorted.

DTM Collection 07 / 2017

Publication date 26.6.2017



The DTM Collection contains the following software components:

- Microsoft .NET Framework	Version 1.1, 2.0 and 4.5.2
- PACTware™	Version 5.0 (5.0.2.22)
- VEGA DTM:	Version 1.80.0
- VEGADIF 55 DTM:	Version 1.4.129
- HART Communication DTM	Version 1.0.52
- Generic HART DTM	Version 4.0.3
- Profibus communication DTM	Version 2.11

Note: In the download section of the VEGA homepage, you have the possibility to download individual software components available in the DTM Collection. If you want to use all functions of the VEGA DTM Collection 07/2017, keep in mind that you should have the actual version PACTware™ 5.0 installed.

In general

- All VEGA DTMs in this DTM Collection are tested and released for operation under Microsoft® Windows 7, Windows 8 as well as Windows 10. This applies also to the included PACTware 5.0
- FDT conformity
The VEGA DTMs were developed according to the latest requirements of the FDT Group. They meet the requirements of the FDT 1.2.1 specification but also the requirements of the DTM Style Guide 1.1.
- The VEGA DTMs were tested together with *PACTware™ 5.0* and adapted in an optimum way to the frame applications.
- For a correct function of the new VEGA DTM, .NET-Frameworks 2.0 and 4.5.2 must be available. The installation of the VEGA DTM is only possible when this requirement is fulfilled. When installing via DVD (Autorun), attempts are made to install all required software components automatically.
With some Windows 8 or Windows 10 environments however additional interventions by the administrator are required (see Release Notes in the directory VEGA DTM of the DVD).

New functions

- From this version, the following instruments/interface are supported in addition:
 - VEGADIF 80 series DTM
Use this DTM, if you want to operate sensors of type VEGADIF 85.
 - PLICSMOBILE 80 series DTM
This DTM replaces the previous PLICSMOBILE T81 DTM. The new DTM can be used for the integrated but also for the remote version of PLICSMOBILE.

- Display of Device Revision
The parameter page "Info" contains now the Device Revision assigned for the connected instrument.

- Service recording
From now on, the function "Open service folder" is locked during the service recording.

- PLICSMOBILE
 - While creating e-mail events it is now also possible to send a status file as attachment.
 - Under "Diagnosis" now also the actual IP address is displayed.
 - For PLICSMOBILE an error is now displayed as long as no measurement loop was generated for the instrument.

- VEGA DataViewer
The following functions were revised:
 - Device list:
 - The columns "Serial number", "Device TAG" and "Device type" can now be faded in and faded out
 - All column positions are now saved
 - The quick search acc. to the category "Country" is now carried out via a selection list
 - Menu bar:
 - Names of different menu items for the sections "Events", "Documents" and "DTM data files" were revised

The following errors were removed

- Linearization assistant for plics®plus sensors
While checking the values in the calculation assistant, the adjustment values were reset to default. Now a reset is only carried out if at least one entry field was modified.
- VEGAMET
The problem is solved that after activation of the pump change-over function this mode could not longer be changed.
- PROTRAC
 - After a software update to a version > 2.0 the connection via DTM is no longer possible in some cases. The error is removed.
 - The error is removed that under certain conditions during import not all linearization points are taken over into the instrument.
 - The error is removed that in some cases on Norwegian Windows™ the adjustment table was not taken over.
- VEGABAR 80
 - New error codes were completed in the online help.
 - With VEGABAR 80 for Foundation Fieldbus the DTM configuration page was deleted.
 - Some error texts had to be completed in the event memory.
- VEGAFLEX 80
 - Some error texts had to be corrected in the event memory.
- VEGAPULS WL 61 and WL S61
 - For flow measurements the error handling while entering flume dimensions which are not conform to standard are now treated with more tolerance.
 - The option to enter a flow measurement via the linearization assistant was deleted.
- fdtCONTAINER 4
 - Error while scanning plics® sensors for HART was removed. The sensors are now also identified correctly in the fdtCONTAINER
 - The identification of PLICSMOBILE T81 now functions correctly.
- PLICSMOBILE
 - After a software update, the reset was locked in some cases. The error was removed.
 - Acc. to the definition of the measurement loop it could happen that the display of the communication statistics was missing. The error was removed.
 - The parameter modification memory registers now only actually modified parameters.


-
- While importing, now also the status for the used encryption with the e-mail transmission is taken over.

 - VEGA project assistant
 - In certain constellations there were problems while creating a list "Limit network search" on Chinese Windows™. The error was removed.

 - VEGA DataViewer
 - The following errors were removed:
 - View "Echo curve": Cutting of echo curves is now possible.
 - Sorting acc. to "Size" was wrong. The error was removed.

DTM Collection 03 / 2017

Publication date 14.3.2017



The DTM Collection contains the following software components:

- Microsoft .NET Framework	Version 1.1, 2.0 and 4.0
- PACTware™	Version 5.0 (5.0.2.22)
- VEGA DTM:	Version 1.79.0
- VEGADIF 55 DTM:	Version 1.4.129
- HART Communication DTM	Version 1.0.52
- Generic HART DTM	Version 4.0.3
- Profibus communication DTM	Version 2.11

Note: In the download section of the VEGA homepage, you have the possibility to download individual software components available in the DTM Collection. If you want to use all functions of the VEGA DTM Collection 03/2017, keep in mind that you should have the actual version PACTware™ 5.0 installed.

In general

- All VEGA DTMs in this DTM Collection are tested and released for operation under Microsoft® Windows 7, Windows 8 as well as Windows 10. This applies also to the included PACTware 5.0
- FDT conformity
The VEGA DTMs were developed according to the latest requirements of the FDT Group. They meet the requirements of the FDT 1.2.1 specification but also the requirements of the DTM Style Guide 1.1.
- The VEGA DTMs were tested together with *PACTware™ 5.0* and adapted in an optimum way to the frame applications.
- For a correct function of the new VEGA DTM, .NET-Frameworks 2.0 and 4.0 must be available. The installation of the VEGA DTM is only possible when this requirement is fulfilled. When installing via DVD (Autorun), attempts are made to install all required software components automatically.
With some Windows 8 or Windows 10 environments however additional interventions by the administrator are required (see Release Notes in the directory VEGA DTM of the DVD).

New functions


- From this version, the following instruments/interface are supported in addition:
 - PLICSMOBILE T81 DTM
With this DTM you have the possibility of the wireless operation for the Gateway PLICSMOBILE T81 as well as via Bluetooth and mobile phone connection.
- Release/lock adjustment
After releasing the adjustment you have now the possibility to store the PIN for future connections.
- VEGA DataViewer
The following functions were revised:
 - In the view "Information" you can now add a photo for each instrument.
 - The function "Import from device" was deleted

The following errors were removed

- Electronics exchange VEGAFLEX 80 SIL
 - The false signal suppression within the electronics exchange assistant is functioning again
 - The verification after electronics exchange is possible again
- Service recording
 - The function to check if the storage location for the recording data can be reached, was improved.
 - With instruments of the VEGAFLEX 60 series, the false signal suppression was no longer displayed, the error is now removed.
- Connecting
With the instruments of the plics@plus generation it is now checked if sensor and DTM type are matching. A respective message will be displayed in case of error.
- PROTRAC
In the exported data, you now have also the information of the background lighting.
- VEGABAR 80 (4 ... 20 mA)
Some parameter changes caused error messages while taking over data into the sensor. The error is removed.
- VEGA DataViewer
The following errors were removed:
 - Use of the note functions is now also possible in the analysis windows

DTM Collection 12 / 2016

Publication date 1.12.2016



The DTM Collection contains the following software components:

- Microsoft .NET Framework	Version 1.1, 2.0 and 4.0
- PACTware™	Version 5.0 (5.0.2.22)
- VEGA DTM:	Version 1.78.0
- VEGADIF 55 DTM:	Version 1.4.129
- HART Communication DTM	Version 1.0.52
- Generic HART DTM	Version 4.0.3
- Profibus communication DTM	Version 2.11

Note: In the download section of the VEGA homepage, you have the possibility to download individual software components available in the DTM Collection. If you want to use all functions of the VEGA DTM Collection 10/2016, keep in mind that you should have the actual version PACTware™ 5.0 installed.

In general

- All VEGA DTMs in this DTM Collection are tested and released for operation under Microsoft® Windows 7, Windows 8 as well as Windows 10. This applies also to the included PACTware 5.0
- FDT conformity
The VEGA DTMs were developed according to the latest requirements of the FDT Group. They meet the requirements of the FDT 1.2.1 specification but also the requirements of the DTM Style Guide 1.1.
- The VEGA DTMs were tested together with *PACTware™ 5.0* and adapted in an optimum way to the frame applications.
- For a correct function of the new VEGA DTM, .NET-Frameworks 2.0 and 4.0 must be available. The installation of the VEGA DTM is only possible when this requirement is fulfilled. When installing via DVD (Autorun), attempts are made to install all required software components automatically.
With some Windows 8 or Windows 10 environments however additional interventions by the administrator are required (see Release Notes in the directory VEGA DTM of the DVD).

New functions

- VEGABAR 80 - DTM (HART SIL, Profibus and FF)
 - The DTM offers the following extensions for all instrument versions from instrument software 1.3.0:
 - Extended adjustment possibilities in the section "Position correction" with application "Density-compensated level"

- VEGAFLEX 80 DTM (HART SIL, Profibus and FF)
 - The DTM offers the following extensions for all instrument versions (Profibus and HART SIL from instrument software 1.2.0 or HART and FF from instrument software 1.3.0):
 - Additional adjustment possibilities in the section "Display" for definition of the display format.
 - Simplified adjustment possibilities in the section "Adjustment" and "Scaling" with the application "Interface measurement".
 - Reduced adjustment possibilities in the section "Application" for bulks solids with dielectric constant <1.5.

- VEGAPULS 69 FF
The DTM supports now also the electronics exchange.

- Fixed-term full version
VEGA DTMs can now be used as a fixed-term full version without buying the full version of the DTM Collection.
 - With the so called service license, the fixed-term full version can be activated with a period of validity of 90 days.
 - Due to the later installation of a "real" full version, the status will be changed to permanent full version.

- Note function
The VEGA DTMs offer now the possibility to enter notes during a service recording. The note function offers the following features:
 - The function for entering a note is opened via the DTM toolbar and is hence independent of the actually open parameter page.
 - The notes are automatically provided with a time stamp.
 - While terminating the service recording, the notes are passed on the the VEGA DataViewer (only with full version).

- VEGA DataViewer
The following functions were revised:
 - The adjustment of the VEGA DataViewer is now also possible with open note dialogue.

- By clicking the mouse to a note line within the note dialogue, you are moved to the suitable echo curve or the suitable position of the measured value curve within the VEGA DataViewer.

The following errors were removed

- **PROTRAC**
The following errors were removed:
 - Some translations in the section special parameters were corrected.
 - Import of data of an instrument with instrument software <2.0 in an instrument with instrument software 2.0 and higher is now possible.
 - Linearization tables containing count rates which are not identical, are now taken over correctly.
 - The indication of the switching points and integration time now also functions with POINTRAC 31 SIL
- **VEGASON S**
The instrument search finds now also instruments of type VEGASON S.
- **Peak values in diagnostic page**
The peak values in the diagnostic page of plics® sensors are now displayed correctly
- **Electronics exchange via Bluetooth**
The electronics exchange via Bluetooth contains certain risks. The menu item was hence deleted in the DTMs.
- **VEGABAR 80**
The two special parameters (8) and (9) were not taken over correctly during the import. The error is removed now.
- **VEGA DataViewer**
The following errors were removed:
 - Notes can be now also displayed in the analysis windows
 - Translation errors while creating a sensor documentation in Russian language