


DTM Collection 03 / 2022

Publication date 01.03.2022



The DTM Collection contains the following software components:

- Microsoft® .NET Framework	Version 1.1, 2.0 und 5.0
- PACTware™	Version 5.0 (5.0.5.32)
- VEGA-DTM:	Version 2.0.0
- HART Communication DTM	Version 1.0.52
- Generic HART DTM	Version 4.0.3
- Profibus Communication DTM	Version 2.11

Note:

In the download section of the VEGA homepage, you have the possibility to download individual software components available in the DTM Collection. If you want to use all functions of the VEGA DTM Collection 03/2022, keep in mind that you should have the actual version PACTware™ 5.0 as well as the VEGA DataViewer installed. The latter is only required for the paid "full version".

In general

- All VEGA DTMs in this DTM Collection are tested and released for operation under Microsoft® Windows 8 as well as Windows 10 and Windows 11. This applies also to the included PACTware 5.0
- FDT conformity
The VEGA DTMs were developed according to the valid requirements of the FDT Group. They meet the requirements of the FDT 1.2.1 specification but also the requirements of the DTM Style Guide 1.1.
- The VEGA DTMs were tested together with *PACTware™ 5.0* and adapted in an optimum way to the frame applications. When using the VEGA DTM in other frame applications, make sure that the frame application supports .NET 2.0 DTMs.
- For a correct function of the new VEGA DTM, Microsoft® .NET-Frameworks 2.0 or 3.5 and 5.0 must be available. The installation of the VEGA DTM is only possible when this requirement is fulfilled. When installing via DVD (Autorun), attempts are made to install all required software components automatically.
With some Windows 8 or Windows 10 environments however additional interventions by the administrator are required (see ReleaseNotes in the directory VEGA DTM of the DVD).
- PACTware 5.0 Update (5.0.5.32)
 - With the update, the automatic installation of the software is supported.

New functions

- From this version, the following instruments are supported in addition:
 - VEGAPULS 6X HART DTM

Use this DTM if you want to adjust VEGAPULS 6X sensors via VEGACONNECT or in conjunction with PLICSCOM via Bluetooth. The sensors can also be operated via a HART interface.
 - PLICSMOBILE 80 series DTM
- The PLICSMOBILE 80 series DTM has been extended by the "Automatic setup" function. This makes integration in VEGA Inventory System even easier.
- The mentioned function requires the use of a device software from 2.1.0.
- Language selection
- The adjustment surface of all DTMs can now be switched to Czech language. The switch over has also effect on the VEGA DataViewer.
- VEGAMET 140/340/840 series and VEGAMET 860 series DTM
- The graphical presentation of the settings for the operating states has been expanded to include additional information.
- myVEGA Client
- The login for the online connection to the myVEGA account now takes place via additional security using Identity Server. The adjustment surface has been adapted accordingly.
- VEGA DataViewer
- The analysis and archiving program VEGA DataViewer was revised in the following points:
- The software package VEGA DataViewer is now delivered in a separate setup. Until now, the installation of the program was done automatically together with the VEGA DTMs.
 - Data records can now also be created manually in the device list. Data supplied later is then automatically assigned.

The following errors were removed

- Linearization assistant
- In the calculation assistant it could happen that the decimal point was no longer accepted. The error was removed.

- VEGADIS 82 DTM
The measured values display in the measured values page now shows the values including the decimal places.

- VEGABAR 20/30 series DTM
The graphic display on the switching output page now adapts to the selected output function of the outputs.


- VEGAMET 100/300/800 series DTM
The following corrections were carried out in the DTMs:
 - The graphical presentation of the operating states has been made more descriptive.
 - The setup of the measured value displays by the application assistants has been adapted to the number of measuring points.
 - The use of the calculation assistant has been blocked for sensors of the PROTRAC family.
 - In the sensor characteristics page, the selection of the "Radiometry" sensor type has been removed when using a 4 ... 20 mA sensor.

- VEGAPULS 10/20/30 series DTM
The following corrections were carried out:
 - Additional menus for editing false echoes for the device types with SDI interface added.
 - Improvements in the linearization assistant for the "sounding table" option

- VEGA DataViewer
The following errors were removed:
 - Deleting attachments is now also possible via context menu.
 - Sorting of attachments is now chronologically descending.
 - Sorting of documents is now chronologically descending.

DTM Collection 10 / 2021

Publication date 13.10.2021



The DTM Collection contains the following software components:

- Microsoft .NET Framework	Version 1.1, 2.0 and 4.6.1
- PACTware™	Version 5.0 (5.0.5.31)
- VEGA-DTM:	Version 1.87.0
- HART Communication DTM	Version 1.0.52
- Generic HART DTM	Version 4.0.3
- Profibus communication DTM	Version 2.11

Note:

In the download section of the VEGA homepage, you have the possibility to download individual software components available in the DTM Collection. If you want to use all functions of the *VEGA DTM Collection 10/2021*, keep in mind that you should have the actual version *PACTware™ 5.0* installed.

In general

- All VEGA DTMS contained in this DTM Collection are tested and approved for operation under Microsoft® Windows 8 as well as Windows 10. This also applies to the included PACTware 5.0.
- FDT conformity
The VEGA DTMs were developed according to the valid requirements of the FDT Group. They meet the requirements of the FDT 1.2.1 specification as well as the requirements of the DTM Styleguide 1.1.
- The VEGA DTMs were tested together with *PACTware™ 5.0* and adapted optimally to these frame applications. When using the VEGA DTM in other frame applications, make sure that the frame application supports .NET 2.0 DTMs.
- For proper function of the new VEGA DTM, the presence of the .NET frameworks 2.0 or 3.5 and 4.6.1 is necessary. The installation of the VEGA DTM is only possible if this requirement is fulfilled. When installing via DVD (Autorun), an attempt is made to install all required software components automatically.
With some Windows 8 or Windows 10 environments, however, additional interventions by the administrator are necessary (see ReleaseNotes in the directory VEGA-DTM of the DVD).

New functions

- The following devices/interfaces are supported in addition with this new version:
 - VEGACONNECT 4 DTM

The VEGACONNECT interface adapter will be delivered in revised form from October 2021.

You need the VEGACONNECT DTM included in this version if you want to use the revised VEGACONNECT interface adapter. The previous interface adapter is also supported herewith.

- VEGAMET 140/340/840 series and VEGAMET 860 series DTM
The DTMs for the controllers support now the following additional adjustment options:
 - Setting up the "Gauge measurement" application type.
 - Modification of the device address of the connected HART sensors.
 - Automatic copying of autonomously stored measured values to SD card.
 - Importing of the linearization curve of an already set up measuring point.
 - The measured value display can now also show the identical combination of measured values as selected for the display.

Optimizations were made for the following functions:

- The allocation of the outputs is now made at a central position of the menu tree.
- Restoring of backups is now independent on the housing version.
- Several modes of the pump control can now be used in parallel.

The specified functions require the use of the device software from 1.15.

- VEGABAR 20/30 series DTM

The list of the units was extended by the unit "mH₂O".

The use of the additional unit requires device software 1.4 and higher.

- PLICSMOBILE 80 series DTM

The PLICSMOBILE 80 series DTM was extended by the following functions:

- Adaptations of the adjustment functions for the mobile phone standard "LTE".
- Cyclical triggering of a restart of the device.

The specified functions require the use of the device software from 2.0.

- **PROTRAC DTM**
For the following PROTRAC device types, the PROTRAC DTMs offer the following extensions:
 - The service recording now also takes the list of events into account.
 - The device documentation was extended by dynamic diagnostics data.

- **Diagnosis help**
The "Diagnosis" section has been revised in the DTM. Error messages of a connected sensor now additionally contain possible error causes as well as suggestions for fault rectification.

- **Device documentation**
The device documentation has been supplemented by a section for the presentation of measured values. The measured values are printed as they were valid at the time the device documentation was created.

- **VEGA DataViewer**
In the "Measured values" view, the processing of the pointer has been improved. Furthermore, frequently used diagnostic values can now also be displayed.

The following errors were removed

- **Create device documentation**
The following corrections were made in the DTMs:
 - The pointer information is now generally displayed in the PDF, provided that an online connection exists at the time of creation.
 - The sections Device memory and Setup curve have been improved.

- **VEGABAR 20/30 series DTM**
The limit value for setting the max. integration time was reduced to 9.0 seconds

- **VEGAMET 100/300/800 series DTM**
The following corrections were carried out in the DTMs:
 - Some measured value types were completed in the DTM measured value window.
 - Effects to relay 1 when changing the settings for relay 2 have been corrected.
 - When using HART sensors additional units are now available in the section sensor characteristics values.
 - When adjusting the relay switch points, now also user-defined units are displayed.
 - When adjusting the operating modes, now also user-defined units are displayed.

- The selection of units in the application "Interface" were extended.
- VEGAPOINT 20/30 series DTM
The following errors were removed:
 - The verification of whether the device has one or two switching outputs has been improved.
 - The assistant for executing the WHG proof test was revised.
- VEGAPULS 10/20/30 series DTM
Modification of application-dependent parameters is now recognized and processed.
- PROTRAC DTM
The following errors were removed:
 - When importing the linearisation points, the date of the points is now also taken over correctly.
 - On the input page for linearisation, the input value for the measured distance is now displayed correctly.
- VEGABAR 80 series DTM
The assistant for the electronics exchange can now also be used for device types with SIL approval.
- VEGAPULS Air 40
The following corrections were carried out:
 - Additional mobile radio information has been included in the diagnostic status area
 - With the measurement and transmission interval there are now additional settings
- VEGA DataViewer
The following errors were removed:
 - The faulty date indication in the pointers of VEGAPULS 10/20/30 was corrected.
 - When changing to another measured value curve in the "Measured values" view, the values in the cursor box now also change appropriately.

VEGA-DTM 1.86.1

Publication date 9.4.2021



Contains error corrections of VEGA DTM version 1.86.0

The VEGA DTM version 1.86.1 can only be downloaded via the download area.

Note:

This VEGA DTM version is not included on the DVD "VEGA DTM Collection 02/2021".

The following errors were removed

- VEGAPULS 10/20/30 series DTM
VEGAPULS C 10/20 series DTM
VEGAPULS Air 40 series DTM
With the mentioned DTMs, it could happen that a previously carried out false signal suppression was overwritten by subsequent modification of any settings. The error has been removed.
- VEGAPULS Air 40 series DTM
The function Restore backup can now be executed without errors.
- VEGABAR 80 series DTM
The error during the execution of an instrument test is removed.
 - VEGA DataViewer
Depending on the country settings of the used computer, it could happen that the presentation of the stored events in DataViewer did not work. The error has been eliminated.

DTM Collection 02 / 2021

Publication date 15.02.2021



The DTM Collection contains the following software components:

- Microsoft .NET Framework	Version 1.1, 2.0 und 4.6.1
- PACTware™	Version 5.0 (5.0.5.31)
- VEGA-DTM:	Version 1.86.0
- HART Communication DTM	Version 1.0.52
- Generic HART DTM	Version 4.0.3
- Profibus Communication DTM	Version 2.11

Note:

In the download section of the VEGA homepage, you have the possibility to download individual software components available in the DTM Collection. If you want to use all functions of the VEGA DTM Collection 02/2021, keep in mind that you should have the actual version PACTware™ 5.0 installed.

In general

- All VEGA DTMs contained in this DTM Collection are tested and approved for operation under Microsoft® Windows 7, Windows 8 as well as Windows 10. This also applies to the included PACTware 5.0.
- FDT conformity
The VEGA DTMs were developed according to the valid requirements of the FDT Group. They meet the requirements of the FDT 1.2.1 specification as well as the requirements of the DTM Styleguide 1.1.
- The VEGA DTMs were tested together with PACTware™ 5.0 and adapted optimally to these frame applications. When using the VEGA DTM in other frame applications, make sure that the frame application supports .NET 2.0 DTMs.
- For proper function of the new VEGA DTM, the presence of the .NET frameworks 2.0 or 3.5 and 4.6.1 is necessary. The installation of the VEGA DTM is only possible if this requirement is fulfilled. When installing via DVD (Autorun), an attempt is made to install all required software components automatically. With some Windows 8 or Windows 10 environments, however, additional interventions by the administrator are necessary (see ReleaseNotes in the directory VEGA-DTM of the DVD).

New functions

- The following devices / interfaces are additionally supported since this version:

- VEGAPOINT 20/30 series DTM
- VEGAPULS Air 40 series DTM

Use these DTMs if you want to adjust the level switch VEGAPOINT 24 or sensors of the type VEGAPULS Air 41 or 42 via Bluetooth connection.

- VEGAMET 140/340/840 series and VEGAMET 860 series DTM

The DTMs for the controllers now support the following additional functions.

- The following additional application variants are now supported:
 - Storm water overflow basin
 - Density
- The colour for the backlight can now be freely selected to display different states.
- In addition to the colour for the backlight, a flashing mode can now also be activated.

The functions mentioned require the use of the device software > 1.12.

- VEGABAR 20/30 series DTM

- In addition to the colour for the 360° status indication, a flashing mode can now also be activated.
- All colour settings are now also available for the three-wire versions of the sensors.

The mentioned functions require the use of the device software 1.3 and higher.

- VEGAPOINT 20/30 series DTM

- In addition to the colour for the 360° status indication, a flashing mode can now also be activated.
- The WHG proof test assistant has been extended to include the execution of the device test.

The mentioned functions for colour adjustment require the use of the device software 1.4 and higher.

- PROTRAC DTM

For the various PROTRAC device types from device software version 3.0, it is now possible to enter a comment when entering the linearization points

- **VEGA Bluetooth DTM**
The communication DTM for using sensors via a Bluetooth connection has been adapted for changing to a different model of Bluetooth USB adapter. The DTM now preferably selects the new model. In the VEGA project assistant, the selection made is displayed accordingly.
- **Licensing for a Full version**
The licensing of the VEGA DTM Collection as Full version is now also possible without DVD. Users who have purchased a Full version can receive the license automatically via the login of the myVEGA client to myVEGA.

The following errors have been removed


- **USB driver**
The signing of the USB driver for the VEGA USB DTM as well as for VEGACONNECT 4 DTM was renewed.
- **Online help**
The description of the Create / Restore Backup function has been added.
- **Function tests and documentations**
After generating the PDF documents, a dialog now indicates the storage location.
- **Restore backup**
In the list of available backups, an incorrect device tag was displayed in certain cases if the data was obtained from VEGA DataViewer. The error is fixed.
- **VEGAMET 100/300/800 series DTM**
The following corrections were made in the DTMs:
 - During a running recording of the device-internal measured value memory, changing the settings for the recording is now prevented.
 - In the "Calculation difference" application, an error occurred under certain conditions when calculating the adjustment for measuring point 3.
 - In the "Pump station" application, an already occupied relay was offered in some cases.
 - Freely programmable linearization is now also offered for the applications "Calculation Total", "Calculation Average Value" and "Calculation Difference".
- **VEGAPOINT 20/30 series DTM**
After finishing the service recording, the updating of the impedance curve indication stopped. The error was fixed.

-
- VEGAFLEX 80 series DTM
The special parameter (3) is now written properly.

 - VEGA **DataViewer**
The following errors have been removed:
 - The incorrect date indication in the peak indicators of VEGAPULS 10/20/30 was corrected.
 - The date of backup generation is now displayed on the cover sheet of the backup PDF.
 - Import of files tolerates now also special characters in the file name.

VEGA-DTM 1.85.1

Publication date 12.10.2020



Contains error corrections of VEGA DTM version 1.85.0.

The VEGA DTM version 1.85.1 is available through the download section.

It is also included on the DVD „VEGA DTM Collection 10/2020“.

- VEGA-DTM Version 1.85.1

The following errors were removed


- When setting the sensor parameters for 4 ... 20 mA sensors, the unit set there was not stored and therefore not transferred to the control unit.

The error correction applies to the DTM

- VEGAMET 140 series DTM
- VEGAMET 340 series DTM
- VEGAMET 840 series DTM
- VEGAMET 860 series DTM

DTM Collection 10 / 2020

Publication date 1.10.2020



The DTM Collection contains the following software components:

- Microsoft .NET Framework	Version 1.1, 2.0 und 4.6.1
- PACTware™	Version 5.0 (5.0.5.31)
- VEGA-DTM:	Version 1.85.0
- VEGADIF 55 DTM:	Version 1.4.129
- HART Communication DTM	Version 1.0.52
- Generic HART DTM	Version 4.0.3
- Profibus Communication DTM	Version 2.11

Note:

In the download section of the VEGA homepage, you have the possibility to download individual software components available in the DTM Collection. If you want to use all functions of the VEGA DTM Collection 10/2020, keep in mind that you should have the actual version PACTware™ 5.0 installed.

In general

- All VEGA DTMs contained in this DTM Collection are tested and approved for operation under Microsoft® Windows 7, Windows 8 as well as Windows 10. This also applies to the included PACTware 5.0.
- FDT conformity
- The VEGA DTMs were developed according to the valid requirements of the FDT Group. They meet the requirements of the FDT 1.2.1 specification as well as the requirements of the DTM Styleguide 1.1.
- The VEGA DTMs were tested together with PACTware™ 5.0 and adapted optimally to these frame applications. When using the VEGA DTM in other frame applications, make sure that the frame application supports .NET 2.0 DTMs.
- For proper function of the new VEGA DTM, the presence of the .NET frameworks 2.0 or 3.5 and 4.6.1 is necessary. The installation of the VEGA DTM is only possible if this requirement is fulfilled. When installing via DVD (Autorun), an attempt is made to install all required software components automatically. With some Windows 8 or Windows 10 environments, however, additional interventions by the administrator are necessary (see ReleaseNotes in the directory VEGA-DTM of the DVD).

New functions

- The following devices / interfaces are additionally supported since this version:
 - VEGAMET 140 series DTM
 - VEGAMET 340 series DTM

Use these DTMs if you want to adjust controllers of type VEGAMET 141, 142, 341 or 342 via Bluetooth connection.

- Create backup / restore backup
The two functions for creating and restoring backups have been revised:
 - Create backup
 - Backups now also contain the false signal suppression.
 - Restore backup
 - The backup selection wizard now offers a filter function to narrow down the search more easily.
 - For users of the DTM full version, backups stored in VEGA DataViewer are also included.
 - Device address and device TAG are now always used during restoring.

- Function tests and documentation
The DTM toolbar was revised. The previous menu item "Print" was replaced by the menu item "Functional tests and documentation". This menu item now contains the print functions and any function tests that may be available for all DTMs.
 - "Create device documentation" now delivers a PDF file as the result, which is saved directly in the service folder and displayed in a PDF viewer.
 - For all function tests, the test reports are saved as PDF files in the service folder and displayed in a PDF viewer.
 - For users of the DTM full version, the PDF files are automatically archived in the VEGA DataViewer.

- VEGAPULS 10/20/30 series and VEGAPULS C 10/20 series DTM
Several points in the operation of the mentioned device family have been revised:
 - Setting options for " Interference behaviour" were added.
 - Linearization options "Sloped bottom" and "Conical bottom" have been added.
 - Linearization per "Q/h table" was added.
 - Adjustment options for "Operating mode" were added.

- VEGABAR 20/30 series DTM
The two-wire versions of the sensors now offer the possibility to select the colour of the

illuminated ring display depending on the current measured value.

- VEGAPOINT 20/30 series DTM
The DTMs for VEGAPOINT versions with WHG approval were extended by an assistant function for carrying out the "proof test" with test report.
- VEGAMET 140/340/840 series and VEGAMET 860 series DTM
The DTMs for the controllers now support the following additional functions:
 - The following additional application variants are now supported:
 - Well measurement
 - Total
 - Average value
 - Pressurized vessel
 - Setup of flow measurements by entering a Q/h curve.
 - Defining the use of the SD card.
 - Free selection of inputs when using 4-20mA sensors.
 - For on-site operation the languages Turkish, Japanese, Russian, Chinese and Portuguese can now be selected
- VEGABAR 80 series and VEGADIF 80 series DTM
The DTMs for VEGABAR 80 and VEGADIF 80 versions were extended by the function "Device test" with generation of a test report.
- WEIGHTRAC DTM
The following additional functions or revisions are available for the various WEIGHTRAC instrument types from device software version 3.0.
 - Real value correction
 - Zero rate determination
 - HART variables adjustable
 - Relay option for x-ray alarm addedThese additions are now supported by the DTMs.
- PLICSMOBILE 80 series DTM
In the future, PLICSMOBILE 80 versions will be able to select a preferred mobile phone provider. This can be helpful in situations where the automatic selection selects a provider with good signal strength but poorer data transmission.
- VEGA Bluetooth DTM
The communication DTM for the use of sensors via a Bluetooth connection now supports a new, according to today's conditions tap-proof coding procedure.

- VEGA DataViewer
The following functions were revised:
 - The device data has been extended by a view called "Documentation". All PDF files created via DTM are now automatically archived in VEGA DataViewer in the view "Documentation".
 - The indication of the pointer was shifted to the view „Measured values”
 - The previously used database has been replaced by a database that does not limit the memory capacity.


The following errors have been removed

- USB driver
The signing of the USB driver for the VEGA USB DTM as well as for VEGACONNECT 4 DTM was renewed.
- Service recording
The cause of interruptions during the compression process has been removed.
- Flow measurement
When calculating the flow rate by entering the building dimensions according to the ISO standard, errors occurred for some flumes or weirs if the input was not in the unit meter. The error has been corrected.
- VEGABAR 20/30 series DTM
The limit values for the adjustment are now derived from the measuring range of the sensor.
- VEGAMET 100/300/800 DTM
The following corrections were made in the DTMs:
 - The display of the calculated level in ft when the adjustment unit is selected is no longer offered by the DTM. The display is only enabled from device software 1.3 on.
 - When defining the sensor characteristics, flow units are now also offered.
- VEGAPULS 10/20/30 DTM
The selection list of scaling units for entering the linearization table has been extended by the unit ft³.
- VEGA DataViewer
The following errors have been removed:

-
- PDF reports created from backups now again contain the dimensions and auxiliary graphics of freely programmed linearization functions.
 - The cover page of PDF reports now again contains a note about the version used to generate the report.
 - The status display for the displayed devices was changed.
 - The curve selection for the echo curves now offers the differential curve as an option again

VEGA-DTM 1.84.1

Publication date 6.5.2020



Contains error corrections of VEGA DTM version 1.84.0

The VEGA DTM version 1.84.1 can only be downloaded via the download area.

Note:

This VEGA DTM version is not included on the DVD "VEGA DTM Collection 12/2019".

The following errors were removed

- VEGAMET 840 / 860 series DTM:
With the 2-channel instruments, i.e. with VEGAMET 842 or 862, it is possible to use only one measurement loop and deactivate the second measurement loop. This state was not handled correctly by the DTM. The error is removed now.
- Linearization via flow formula:
When calculating the maximum flow rate using the flow formula of the DTM, the wrong unit of measurement was specified. The DTM now specifies the appropriate unit of measurement.
The following instruments were affected:
 - VEGAMET 840 / 860
 - VEGAPULS 11, 21 and 31
 - VEGAPULS C 11, 21, 22 and 23

DTM Collection 12 / 2019

Publication date 10.12.2019



The DTM Collection contains the following software components:

- Microsoft .NET Framework	Version 1.1, 2.0 and 4.6.1
- PACTware™	Version 5.0 (5.0.4.20)
- VEGA DTM:	Version 1.84.0
- VEGADIF 55 DTM:	Version 1.4.129
- HART Communication DTM	Version 1.0.52
- Generic HART DTM	Version 4.0.3
- Profibus communication DTM	Version 2.11

Note:

In the download section of the VEGA homepage, you have the possibility to download individual software components available in the DTM Collection. If you want to use all functions of the VEGA DTM Collection 12/2019, keep in mind that you should have the actual version PACTware™ 5.0 installed.

In general

- All VEGA DTMs in this DTM Collection are tested and released for operation under Microsoft® Windows 7, Windows 8 as well as Windows 10. This applies also to the included PACTware 5.0
- FDT conformity
The VEGA DTMs were developed according to the valid requirements of the FDT Group. They meet the requirements of the FDT 1.2.1 specification but also the requirements of the DTM Style Guide 1.1.
- The VEGA DTMs were tested together with *PACTware™ 5.0* and adapted in an optimum way to the frame applications. When using the VEGA DTM in other frame applications, it must be ensured that the frame supports .NET 2.0 DTMs.
- For a correct function of the new VEGA DTM, .NET-Frameworks 2.0 or 3.5 and 4.6.1 must be available. The installation of the VEGA DTM is only possible when this requirement is fulfilled. When installing via DVD (Autorun), attempts are made to install all required software components automatically.
With some Windows 8 or Windows 10 environments however additional interventions by the administrator are required (see ReleaseNotes in the directory VEGA DTM of the DVD).

New functions

- From this version, the following instruments/interface are supported in addition:

- VEGAPULS 10 series DTM
- VEGAPULS 20/30 series HART DTM

Use these DTMs if you want to adjust sensors of type VEGAPULS 11, 21 or 31 via Bluetooth connection. Some device types can also be operated via a HART interface.

- VEGAPULS C 10 series DTM
- VEGAPULS C 20 series HART DTM
- VEGAPULS C 20 series Modbus DTM
- VEGAPULS C 20 series SDI DTM

Use these DTMs if you want to adjust sensors of type VEGAPULS C 11, 21, 22 or 31 via Bluetooth connection. Some device types can also be operated via a HART, Modbus or SDI-12 interface.

- VEGABAR 20/30 series DTM

Use this DTM if you want to adjust sensors of type VEGABAR 28, 29, 38 or 39 via Bluetooth connection.

- VEGAPOINT 20/30 series DTM

Use this DTM if you want to adjust sensors of type VEGAPOINT 21, 23 or 31 via Bluetooth connection.

- VEGAMET 840 series DTM
- VEGAMET 860 series DTM

Use these DTMs if you want to operate controllers of type VEGAMET 841, 842, 861 or 862 via Bluetooth connection.

- "Backup" function

The DTM datafile functions can now be found under the name "Backup". The following innovations are connected with this:

- Create backup (export previous data)
 - The contents of the created files are limited to the parameter settings in the device.
 - The assignment of the file name and the file path is done by the DTM without further inquiry.

- The created files are always stored in the service folder.
- Restore backup (import previous data)
 - The DTM offers a list of suitable backups for restoring.
- Print (sensor documentation)

When creating the sensor documentation, the scope of information was previously dependent on the actions actually performed in the DTM.
The following revisions were carried out:

 - Before the sensor documentation is created, all data that the DTM can obtain from the device is reloaded.
 - This ensures that there are no information gaps in the sensor documentation. The prerequisite is that there is a connection to the device during execution.
 - The sensor documentation is not only offered as a preview, it is also automatically saved as a PDF file in the service folder.
- PLICSMOBILE 80 series DTM
 - The PLICSMOBILE 80 series DTM has also been extended by a possibility to switch to the "Secondary Master" mode for HART communication.
- VEGA DataViewer

The following functions were revised:

 - The DTM datafile functions can now be found under the name "Backup".
 - All adjustment elements for "Backup" have been renamed accordingly.
 - The chronological order of the backups is now based on the creation date of the backups.

The following errors were removed

- VEGADIS 82
In the DTM for VEGADIS 82 an error concerning the function enable/disable of the adjustment was corrected.

- myVEGA Client
If an incorrect password is entered, a corresponding feedback message will now appear.

- VEGABAR 80
The sensor documentation for the DTMs for VEGABAR 80 now contains the status for activation of the "Electronic differential pressure".

- VEGAFLEX 80, VEGABAR 80, VEGAPULS 60
The following information gaps were closed during the service recording:
 - The setup curve (if available) is now read out and saved.
 - The peak values are now read out and saved.

- VEGAFLEX 80 Modbus
The setting for the interface parameter "Parity" was reversed. The error is removed.

- VEGA DataViewer
The following errors were removed:
 - The echo curve info box can now be switched off again.
 - When importing PACTware files, only backups whose device data was read via an online connection are extracted.
 - PDF creation now also works with redefined file path for service recording.
 - Backups can now be opened and compared again in the analysis window.
 - Editing features in the device list now works again with multiple selection of devices.
 - The search in the device list can now also process search expressions containing spaces.
 - When exporting measured value curves as CSV files, the time stamps were sometimes calculated incorrectly. The error was removed.

VEGA-DTM 1.83.1

Publication date 21.5.2019



Contains error corrections of VEGA DTM version 1.83.0.

The VEGA DTM version 1.83.1 is available through the download section.

It is also included on the DVD „VEGA DTM Collection 05/2019“.

- VEGA-DTM Version 1.83.1

The following errors were removed

- VEGACONNECT4 DTM:
 - The DTM refused to connect device DTMS via the configuration interface (I²C connection) if it was a sensor for Foundation Fieldbus.
 - The issue is resolved.

DTM Collection 05 / 2019

Publication date 9.5.2019



The DTM Collection contains the following software components:

- Microsoft .NET Framework	Version 1.1, 2.0 and 4.6.1
- PACTware™	Version 5.0 (5.0.4.20)
- VEGA DTM:	Version 1.83.0
- VEGADIF 55 DTM:	Version 1.4.129
- HART Communication DTM	Version 1.0.52
- Generic HART DTM	Version 4.0.3
- Profibus communication DTM	Version 2.11

Note:

In the download section of the VEGA homepage, you have the possibility to download individual software components available in the DTM Collection. If you want to use all functions of the VEGA DTM Collection 05/2019, keep in mind that you should have the actual version PACTware™ 5.0 installed.

In general

- All VEGA DTMs in this DTM Collection are tested and released for operation under Microsoft® Windows 7, Windows 8 as well as Windows 10. This applies also to the included PACTware 5.0
- FDT conformity
The VEGA DTMs were developed according to the valid requirements of the FDT Group. They meet the requirements of the FDT 1.2.1 specification but also the requirements of the DTM Style Guide 1.1.
- The VEGA DTMs were tested together with *PACTware™ 5.0* and adapted in an optimum way to the frame applications.
- For a correct function of the new VEGA DTM, .NET-Frameworks 2.0 or 3.5 and 4.6.1 must be available. The installation of the VEGA DTM is only possible when this requirement is fulfilled. When installing via DVD (Autorun), attempts are made to install all required software components automatically.
With some Windows 8 or Windows 10 environments however additional interventions by the administrator are required (see Release Notes in the directory VEGA DTM of the DVD).

New functions

- Function "Device test" with generation of a test report. The function is available for the following DTMs:
 - VEGAFLEX 80 series DTM
 - VEGAPULS 60 DTM
 - PROTRAC - DTM

- VEGAFLEX 80 SIL DTM
The VEGAFLEX 80 SIL DTM were additionally completed by the generation of a test report for the function "Proof test acc. to SIL".

- VEGAPULS WL S 61 DTM
The DTMs support now also the scaling of measured values as well as the processing of scaled measured values

- myVEGA Client
The myVEGA Client was revised in respect to the following points:
 - Tray icon appears only if there is a successful login on myVEGA
 - The configuration interface for myVEGA can now also be opened via the program group VEGA

- Documentation and reports
All documents that can be generated using DTM have been revised. This concerns:
 - Sensor documentation, echo curve pressure, measured value curve pressure, event list, device test report as well as additional pressure functions for sensors with SIL qualification.
 - The layout of the documents was standardized and adapted to VEGA Corporate Identity.
 - Images on the cover page have been removed.

- VEGA DataViewer
The following functions were revised:
 - The cursor control in the views for "Echo curve" and "Measured values" has been revised.

The following errors were removed

- **PROTRAC**
In the DTM for PROTRAC display errors of the linearization curve for density measurements have been fixed.

- **VEGABAR 80**
In the DTMs for VEGABAR 80, the following revisions were made:
 - The assistant for electronics exchange now also supports device types with climate-compensated measuring cells..
 - Display error regarding decimal places in measured value density has been fixed.

- **VEGADIF 80**
In the DTM for VEGADIF 80, a position correction for the static pressure can now also be carried out.

- **VEGAFLEX 80**
The occasional problems with writing parameters to the device types VEGAFLEX 80 SIL have been eliminated.

- **VEGA DataViewer**
The following errors were removed:
 - In some cases, the calendar bar in the "Events" view might show a nonsensical start date. The error was removed.
 - Problems with dynamic reloading of devices into the device list have been fixed.
 - Previously, echo curve records that contained destroyed echo curve data were completely discarded during import. In future, the contained valid echo curve data will be accepted.
 - Predefined features in the options dialogue are now also applied when importing device data.

DTM Collection 10 / 2018

Publication date 1.10.2018



The DTM Collection contains the following software components:

- Microsoft .NET Framework	Version 1.1, 2.0 and 4.6.1
- PACTware™	Version 5.0 (5.0.4.12)
- VEGA DTM:	Version 1.82.0
- VEGADIF 55 DTM:	Version 1.4.129
- HART Communication DTM	Version 1.0.52
- Generic HART DTM	Version 4.0.3
- Profibus communication DTM	Version 2.11

Note:

In the download section of the VEGA homepage, you have the possibility to download individual software components available in the DTM Collection. If you want to use all functions of the VEGA DTM Collection 10/2018, keep in mind that you should have the actual version PACTware™ 5.0 installed.

In general

- All VEGA DTMs in this DTM Collection are tested and released for operation under Microsoft® Windows 7, Windows 8 as well as Windows 10. This applies also to the included PACTware 5.0
- FDT conformity
The VEGA DTMs were developed according to the valid requirements of the FDT Group. They meet the requirements of the FDT 1.2.1 specification but also the requirements of the DTM Style Guide 1.1.
- The VEGA DTMs were tested together with *PACTware™ 5.0* and adapted in an optimum way to the frame applications.
- For a correct function of the new VEGA DTM, .NET-Frameworks 2.0 or 3.5 and 4.6.1 must be available. The installation of the VEGA DTM is only possible when this requirement is fulfilled. When installing via DVD (Autorun), attempts are made to install all required software components automatically.
With some Windows 8 or Windows 10 environments however additional interventions by the administrator are required (see ReleaseNotes in the directory VEGA DTM of the DVD).

New functions

- From this version, the following instruments/interface are supported in addition:
 - VEGAFLEX 80 series Modbus DTM
Use this DTM, if you want to operate sensors of type VEGAFLEX 80 with Modbus interface (only Modbus versions in single chamber housing).

- PROTRAC DTM
From device software 2.1.0, PROTRAC device types offers the following additional functions:
 - X-ray suppression
 - Changeable date for the reference time of the decay compensation.The setting of this new function is now also supported by the DTM.

- myVEGA Client
The myVEGA Client was revised in respect to the following points:
 - Now a new icon is used
 - The messages were switched off


- VEGA DataViewer
The following functions were revised:
 - Device list:
The device list was optimized.
 - The algorithm for managing the device list has been changed:
 - When starting VEGA DataSystem, only a limited number of instruments is loaded.
 - Scrolling to the bottom of the device list triggers dynamic reloading of other devices.
 - The complex filter and grouping functions have been removed.
 - The "Amplitude curve" function has been moved in the display options.
 - With multiple selection in the device list, a confirmation per device is no longer required for the export function

The following errors were removed

- **Service recording**
If the notes dialogue was called several times during a service recording, the time stamp for each note was corrupted.
- **PROTRAC**
In the DTM for PROTRAC the following errors were removed:
 - The presentation of the linearization curve for some units was faulty.
 - The presentation of the "Measured value memory - Settings" page was incomplete in some cases.
- **VEGAPULS plics®plus**
The following revisions were taken over with instrument types VEGAPULS 61, 62, 63, 65, 66, 67 and 68 as well as VEGAPULS WL 61 and WLS 61:
 - When changing the PIN, the corresponding update of the Bluetooth access code in the keychain was missing.
 - When importing via a DTM data file, the currently valid PIN was overwritten.
- **PLICSMOBILE**
When defining a time-controlled event per time interval, the interval duration was stored incorrectly in some cases.
- **Project assistant**
During the instrument search via Bluetooth, the presentation of the instrument types found for VEGAPULS WL 61 and WLS 61 was adapted. The presentation mode is now used as for the instruments with PLICSCOM.
- **VEGA DataViewer**
The following errors were removed:
 - The value for the displayed storage requirement per device in the device list was incorrect.
 - When importing data, the characteristic "Country" was not copied from the predefined characteristics.
 - For the unit "ft", the spacing was too small for the display of the scale lines in some cases.
 - Previously notes were limited to 255 characters. The limitation is no longer valid.
 - The logarithmic echo curves of VEGAFLEX 60 are now displayed correctly.
 - In the "Echo curve" view of VEGAFLEX 60, unsupported presentation options were displayed.
 - The display of the storage zone for importing using Drag&Drop is now stable.

DTM Collection 04 / 2018

Publication date 5.4.2018



The DTM Collection contains the following software components:

- Microsoft .NET Framework	Version 1.1, 2.0 and 4.5.2
- PACTware™	Version 5.0 (5.0.3.2)
- VEGA DTM:	Version 1.81.0
- VEGADIF 55 DTM:	Version 1.4.129
- HART Communication DTM	Version 1.0.52
- Generic HART DTM	Version 4.0.3
- Profibus communication DTM	Version 2.11

Note:

In the download section of the VEGA homepage, you have the possibility to download individual software components available in the DTM Collection. If you want to use all functions of the VEGA DTM Collection 04/2018, keep in mind that you should have the actual version PACTware™ 5.0 installed.

In general

- All VEGA DTMs in this DTM Collection are tested and released for operation under Microsoft® Windows 7, Windows 8 as well as Windows 10. This applies also to the included PACTware 5.0
- FDT conformity
The VEGA DTMs were developed according to the latest requirements of the FDT Group. They meet the requirements of the FDT 1.2.1 specification but also the requirements of the DTM Style Guide 1.1.
- The VEGA DTMs were tested together with *PACTware™ 5.0* and adapted in an optimum way to the frame applications.
- For a correct function of the new VEGA DTM, .NET-Frameworks 2.0 or 3.5 and 4.5.2 must be available. The installation of the VEGA DTM is only possible when this requirement is fulfilled. When installing via DVD (Autorun), attempts are made to install all required software components automatically.
With some Windows 8 or Windows 10 environments however additional interventions by the administrator are required (see Release Notes in the directory VEGA DTM of the DVD).

New functions

- **PLICSMOBILE**
From device software 1.1.0, PLICSMOBILE offers the following additional functions:
 - New option "Combi operation" for power saving mode
 - Accumulator status to trigger events
 - Allow/block remote parameter adjustment
 - Electronics exchangeThe setting of this new function is now also supported by the DTM.

- **VEGA Bluetooth DTM**
The communication DTM for adjustment of VEGA instruments via Bluetooth was extended by the following functions.
 - Support of on-board Bluetooth LE (from PLICSCOM 1.13)
 - Support of the improved device search (from PLICSCOM 1.13)

- **Language selection**
The adjustment surface of all DTMs can now also be switched over to Turkish language. The switch over has also effect on the VEGA DataViewer.

- **Test license**
In the "Info on" dialogue of the VEGA DTMs there is now the possibility to activate a temporary test license as full version. The activation is valid once for 90 days.

- **Parameter page "Info"**
With HART sensors, the info page shows you now in which mode the current output works.

- **Parameter page "Current output (adjustment)"**
The parameter page was replaced by "PV adjustment".

- **Service recording**
To compensate a time offset in the service recordings between the real time clock of the VEGA sensors and the clock on the PC/laptop the DTMs were extended as follows:
 - All time stamps will be corrected to reference time (PC/laptop)
 - All time stamps are stored in UTC

- **Project assistant**
the project assistant was optimized in the following points for the search for the following Bluetooth instruments:
 - The list of the found instruments will be already displayed with the first match.
 - The list will then be successively extended by further matches.
 - Selection and connection to a found instrument in the list is always possible.
 - The search is running until at least one instrument was selected.

- The information to the found instruments was revised.
- Bluetooth instruments already used by other users will be marked.

- myVEGA Client
With the myVEGA Client an active service is available in the background supporting you while working with the VEGA DTMs. The myVEGA Client takes over the following tasks:
 - Local management of all access codes of your VEGA instruments
 - Exchange of the access codes via the myVEGA account with other adjustment instruments

- VEGA DataViewer
The following functions were revised:
 - Localization of time information:
The VEGA DataViewer presents now time information on your device data with the time zone suitable for your location.
 - Device list:
The device list was optimized to make the adjustment more intuitive.
 - Multiple choice will be more clear by checkboxes and reference texts
 - The selection in the device list is determining for downstream activities. Downstream activities are for example:
 - Uploading
 - Downloading
 - Exporting device data
 - Importing DTM recordings:
The procedure for the import of DTM recordings via Drag&Drop was corrected. VEGA DataViewer now also informs the user in which areas a file can be stored.
 - View "Measured values":
The display of measured value curves was revised in the following points:
 - The loading times for long recordings were reduced.
 - Depending on the data volume to the loaded, the curves will be shown as measured value bands.

The following errors were removed

- VEGACONNECT 4
The DTM for VEGACONNECT 4 supports now also the iDTMs of Messrs. Codewrights.
- VEGAMET
The DTMs for adjustment of the series 600 VEGAMETs were corrected:
 - In the DTM for VEGAMET 625 the error while creating a pressurized vessel was removed.
 - In the setup assistant there were sometimes presentation problems on computers with smaller screen.
- PROTRAC
In the DTM for PROTRAC the following errors were removed:
 - Malfunction while creating an automatic real value correction via MGC
 - In the DTM data file the information on MGC instruments and the participant list were missing
- PLICSMOBILE
The following corrections were carried out on the PLICSMOBILE DTM:
 - Error while creating a measurement loop for PROTRAC was removed
 - Triggering a test transmission for defined events was simplified
 - Minor adaptations in the assistant to define events
- VEGABAR 80
In the DTM for VEGABAR 80 the measured values in mbar will be now displayed with 2 positions after the comma.
- VEGAPULS 64/69
The following problems were removed in the DTM for VEGAPULS 64/69:
 - It is now possible to delete false signal entries. If "mm" was adjusted as unit, this was not possible.
 - Some texts were cut with language selection "Spanish" and "French".
 - The import of a PUL3 file via the HART connection blocked with VEGAPULS 64 HART.
- VEGA project assistant
Device type VEGASON S 61 was not recognized with the device search.
- VEGA DataViewer
The following revisions were removed:
 - Upright/landscape format with newly attached images is detected automatically.
 - Terminating the service recording now functions also when the storage size of the VEGA DataViewer database is exceeded.
 - Deadlock while restarting the DataSystem with activated groupings was removed.

-
- In the view "Measured values", you will be informed via the axis label if there are no curves available for the actually selected time section.
 - While generating a sensor documentation from DTM data files, also information is displayed which are only visible in the DTM with service login.
 - The export of data sets via the device list functions again.
 - The country list in the dialogue "Edit features" appears now sorted.

DTM Collection 07 / 2017

Publication date 26.6.2017



The DTM Collection contains the following software components:

- Microsoft .NET Framework	Version 1.1, 2.0 and 4.5.2
- PACTware™	Version 5.0 (5.0.2.22)
- VEGA DTM:	Version 1.80.0
- VEGADIF 55 DTM:	Version 1.4.129
- HART Communication DTM	Version 1.0.52
- Generic HART DTM	Version 4.0.3
- Profibus communication DTM	Version 2.11

Note: In the download section of the VEGA homepage, you have the possibility to download individual software components available in the DTM Collection. If you want to use all functions of the VEGA DTM Collection 07/2017, keep in mind that you should have the actual version PACTware™ 5.0 installed.

In general

- All VEGA DTMs in this DTM Collection are tested and released for operation under Microsoft® Windows 7, Windows 8 as well as Windows 10. This applies also to the included PACTware 5.0
- FDT conformity
The VEGA DTMs were developed according to the latest requirements of the FDT Group. They meet the requirements of the FDT 1.2.1 specification but also the requirements of the DTM Style Guide 1.1.
- The VEGA DTMs were tested together with *PACTware™ 5.0* and adapted in an optimum way to the frame applications.
- For a correct function of the new VEGA DTM, .NET-Frameworks 2.0 and 4.5.2 must be available. The installation of the VEGA DTM is only possible when this requirement is fulfilled. When installing via DVD (Autorun), attempts are made to install all required software components automatically.
With some Windows 8 or Windows 10 environments however additional interventions by the administrator are required (see Release Notes in the directory VEGA DTM of the DVD).

New functions

- From this version, the following instruments/interface are supported in addition:
 - VEGADIF 80 series DTM
Use this DTM, if you want to operate sensors of type VEGADIF 85.
 - PLICSMOBILE 80 series DTM
This DTM replaces the previous PLICSMOBILE T81 DTM. The new DTM can be used for the integrated but also for the remote version of PLICSMOBILE.

- Display of Device Revision
The parameter page "Info" contains now the Device Revision assigned for the connected instrument.

- Service recording
From now on, the function "Open service folder" is locked during the service recording.

- PLICSMOBILE
 - While creating e-mail events it is now also possible to send a status file as attachment.
 - Under "Diagnosis" now also the actual IP address is displayed.
 - For PLICSMOBILE an error is now displayed as long as no measurement loop was generated for the instrument.

- VEGA DataViewer
The following functions were revised:
 - Device list:
 - The columns "Serial number", "Device TAG" and "Device type" can now be faded in and faded out
 - All column positions are now saved
 - The quick search acc. to the category "Country" is now carried out via a selection list
 - Menu bar:
 - Names of different menu items for the sections "Events", "Documents" and "DTM data files" were revised

The following errors were removed

- Linearization assistant for plics®plus sensors
While checking the values in the calculation assistant, the adjustment values were reset to default. Now a reset is only carried out if at least one entry field was modified.
- VEGAMET
The problem is solved that after activation of the pump change-over function this mode could not longer be changed.
- PROTRAC
 - After a software update to a version > 2.0 the connection via DTM is no longer possible in some cases. The error is removed.
 - The error is removed that under certain conditions during import not all linearization points are taken over into the instrument.
 - The error is removed that in some cases on Norwegian Windows™ the adjustment table was not taken over.
- VEGABAR 80
 - New error codes were completed in the online help.
 - With VEGABAR 80 for Foundation Fieldbus the DTM configuration page was deleted.
 - Some error texts had to be completed in the event memory.
- VEGAFLEX 80
 - Some error texts had to be corrected in the event memory.
- VEGAPULS WL 61 and WL S61
 - For flow measurements the error handling while entering flume dimensions which are not conform to standard are now treated with more tolerance.
 - The option to enter a flow measurement via the linearization assistant was deleted.
- fdtCONTAINER 4
 - Error while scanning plics® sensors for HART was removed. The sensors are now also identified correctly in the fdtCONTAINER
 - The identification of PLICSMOBILE T81 now functions correctly.
- PLICSMOBILE
 - After a software update, the reset was locked in some cases. The error was removed.
 - Acc. to the definition of the measurement loop it could happen that the display of the communication statistics was missing. The error was removed.
 - The parameter modification memory registers now only actually modified parameters.

-
- While importing, now also the status for the used encryption with the e-mail transmission is taken over.

 - VEGA project assistant
 - In certain constellations there were problems while creating a list "Limit network search" on Chinese Windows™. The error was removed.

 - VEGA DataViewer
 - The following errors were removed:
 - View "Echo curve": Cutting of echo curves is now possible.
 - Sorting acc. to "Size" was wrong. The error was removed.

DTM Collection 03 / 2017

Publication date 14.3.2017



The DTM Collection contains the following software components:

- Microsoft .NET Framework	Version 1.1, 2.0 and 4.0
- PACTware™	Version 5.0 (5.0.2.22)
- VEGA DTM:	Version 1.79.0
- VEGADIF 55 DTM:	Version 1.4.129
- HART Communication DTM	Version 1.0.52
- Generic HART DTM	Version 4.0.3
- Profibus communication DTM	Version 2.11

Note: In the download section of the VEGA homepage, you have the possibility to download individual software components available in the DTM Collection. If you want to use all functions of the VEGA DTM Collection 03/2017, keep in mind that you should have the actual version PACTware™ 5.0 installed.

In general

- All VEGA DTMs in this DTM Collection are tested and released for operation under Microsoft® Windows 7, Windows 8 as well as Windows 10. This applies also to the included PACTware 5.0
- FDT conformity
The VEGA DTMs were developed according to the latest requirements of the FDT Group. They meet the requirements of the FDT 1.2.1 specification but also the requirements of the DTM Style Guide 1.1.
- The VEGA DTMs were tested together with *PACTware™ 5.0* and adapted in an optimum way to the frame applications.
- For a correct function of the new VEGA DTM, .NET-Frameworks 2.0 and 4.0 must be available. The installation of the VEGA DTM is only possible when this requirement is fulfilled. When installing via DVD (Autorun), attempts are made to install all required software components automatically.
With some Windows 8 or Windows 10 environments however additional interventions by the administrator are required (see Release Notes in the directory VEGA DTM of the DVD).

New functions

- From this version, the following instruments/interface are supported in addition:
 - PLICSMOBILE T81 DTM
With this DTM you have the possibility of the wireless operation for the Gateway PLICSMOBILE T81 as well as via Bluetooth and mobile phone connection.
- Release/lock adjustment
After releasing the adjustment you have now the possibility to store the PIN for future connections.
- VEGA DataViewer
The following functions were revised:
 - In the view "Information" you can now add a photo for each instrument.
 - The function "Import from device" was deleted

The following errors were removed

- Electronics exchange VEGAFLEX 80 SIL
 - The false signal suppression within the electronics exchange assistant is functioning again
 - The verification after electronics exchange is possible again
- Service recording
 - The function to check if the storage location for the recording data can be reached, was improved.
 - With instruments of the VEGAFLEX 60 series, the false signal suppression was no longer displayed, the error is now removed.
- Connecting
With the instruments of the plics@plus generation it is now checked if sensor and DTM type are matching. A respective message will be displayed in case of error.
- PROTRAC
In the exported data, you now have also the information of the background lighting.
- VEGABAR 80 (4 ... 20 mA)
Some parameter changes caused error messages while taking over data into the sensor. The error is removed.
- VEGA DataViewer
The following errors were removed:
 - Use of the note functions is now also possible in the analysis windows

DTM Collection 12 / 2016

Publication date 1.12.2016



The DTM Collection contains the following software components:

- Microsoft .NET Framework	Version 1.1, 2.0 and 4.0
- PACTware™	Version 5.0 (5.0.2.22)
- VEGA DTM:	Version 1.78.0
- VEGADIF 55 DTM:	Version 1.4.129
- HART Communication DTM	Version 1.0.52
- Generic HART DTM	Version 4.0.3
- Profibus communication DTM	Version 2.11

Note: In the download section of the VEGA homepage, you have the possibility to download individual software components available in the DTM Collection. If you want to use all functions of the VEGA DTM Collection 10/2016, keep in mind that you should have the actual version PACTware™ 5.0 installed.

In general

- All VEGA DTMs in this DTM Collection are tested and released for operation under Microsoft® Windows 7, Windows 8 as well as Windows 10. This applies also to the included PACTware 5.0
- FDT conformity
The VEGA DTMs were developed according to the latest requirements of the FDT Group. They meet the requirements of the FDT 1.2.1 specification but also the requirements of the DTM Style Guide 1.1.
- The VEGA DTMs were tested together with *PACTware™ 5.0* and adapted in an optimum way to the frame applications.
- For a correct function of the new VEGA DTM, .NET-Frameworks 2.0 and 4.0 must be available. The installation of the VEGA DTM is only possible when this requirement is fulfilled. When installing via DVD (Autorun), attempts are made to install all required software components automatically.
With some Windows 8 or Windows 10 environments however additional interventions by the administrator are required (see Release Notes in the directory VEGA DTM of the DVD).

New functions

- VEGABAR 80 - DTM (HART SIL, Profibus and FF)
 - The DTM offers the following extensions for all instrument versions from instrument software 1.3.0:
 - Extended adjustment possibilities in the section "Position correction" with application "Density-compensated level"

- VEGAFLEX 80 DTM (HART SIL, Profibus and FF)
 - The DTM offers the following extensions for all instrument versions (Profibus and HART SIL from instrument software 1.2.0 or HART and FF from instrument software 1.3.0):
 - Additional adjustment possibilities in the section "Display" for definition of the display format.
 - Simplified adjustment possibilities in the section "Adjustment" and "Scaling" with the application "Interface measurement".
 - Reduced adjustment possibilities in the section "Application" for bulks solids with dielectric constant <1.5.

- VEGAPULS 69 FF
The DTM supports now also the electronics exchange.

- Fixed-term full version
VEGA DTMs can now be used as a fixed-term full version without buying the full version of the DTM Collection.
 - With the so called service license, the fixed-term full version can be activated with a period of validity of 90 days.
 - Due to the later installation of a "real" full version, the status will be changed to permanent full version.

- Note function
The VEGA DTMs offer now the possibility to enter notes during a service recording. The note function offers the following features:
 - The function for entering a note is opened via the DTM toolbar and is hence independent of the actually open parameter page.
 - The notes are automatically provided with a time stamp.
 - While terminating the service recording, the notes are passed on the the VEGA DataViewer (only with full version).

- VEGA DataViewer
The following functions were revised:
 - The adjustment of the VEGA DataViewer is now also possible with open note dialogue.

- By clicking the mouse to a note line within the note dialogue, you are moved to the suitable echo curve or the suitable position of the measured value curve within the VEGA DataViewer.

The following errors were removed

- PROTRAC
The following errors were removed:
 - Some translations in the section special parameters were corrected.
 - Import of data of an instrument with instrument software <2.0 in an instrument with instrument software 2.0 and higher is now possible.
 - Linearization tables containing count rates which are not identical, are now taken over correctly.
 - The indication of the switching points and integration time now also functions with POINTRAC 31 SIL
- VEGASON S
The instrument search finds now also instruments of type VEGASON S.
- Peak values in diagnostic page
The peak values in the diagnostic page of plics[®] sensors are now displayed correctly
- Electronics exchange via Bluetooth
The electronics exchange via Bluetooth contains certain risks. The menu item was hence deleted in the DTMs.
- VEGABAR 80
The two special parameters (8) and (9) were not taken over correctly during the import. The error is removed now.
- VEGA DataViewer
The following errors were removed:
 - Notes can be now also displayed in the analysis windows
 - Translation errors while creating a sensor documentation in Russian language

DTM Collection 10 / 2016

Publication date 1.10.2016



The DTM Collection contains the following software components:

- Microsoft .NET Framework	Version 1.1, 2.0 and 4.0
- PACTware™	Version 5.0 (5.0.2.22)
- VEGA DTM:	Version 1.77.1
- VEGADIF 55 DTM:	Version 1.4.129
- HART Communication DTM	Version 1.0.52
- Generic HART DTM	Version 4.0.3
- Profibus Communication DTM	Version 2.11

Note: In the download section of the VEGA homepage, you have the possibility to download individual software components available in the DTM Collection. If you want to use all functions of the VEGA DTM Collection 10/2016, keep in mind that you should have the actual version PACTware™ 5.0 installed.

In general

- All VEGA DTMs in this DTM Collection are tested and released for operation under Microsoft® Windows 7, Windows 8 as well as Windows 10. This applies also to the included PACTware 5.0
- FDT conformity
The VEGA DTMs were developed according to the latest requirements of the FDT Group. They meet the requirements of the FDT 1.2.1 specification but also the requirements of the DTM Style Guide 1.1.
- The VEGA DTMs were tested together with *PACTware™ 5.0* and adapted in an optimum way to the frame applications.
- For a correct function of the new VEGA DTM, .NET-Frameworks 2.0 and 4.0 must be available. The installation of the VEGA DTM is only possible when this requirement is fulfilled. When installing via DVD (Autorun), attempts are made to install all required software components automatically.
With some Windows 8 or Windows 10 environments however additional interventions by the administrator are required (see ReleaseNotes in the directory VEGA DTM of the DVD).

New functions

- From this version, the following instruments/interface are supported in addition:
 - VEGAPULS WL S 61 DTM
for VEGAPULS WL S 61 (with integrated Bluetooth module)
 - Bluetooth Module DTM
With this DTM wireless adjustment of VEGAPULS WL S 61 and VEGAPULS WL 61 (with option Bluetooth) as well is possible.

DTM Collection 06 / 2016

Publication date 1.6.2016



The DTM Collection contains the following software components:

- Microsoft .NET Framework	Version 1.1, 2.0 and 4.0
- PACTware™	Version 5.0 (5.0.2.20)
- VEGA DTM:	Version 1.77.0
- VEGADIF 55 DTM:	Version 1.4.129
- HART Communication DTM	Version 1.0.52
- Generic HART DTM	Version 4.0.3
- Profibus Communication DTM	Version 2.11

Note: In the download section of the VEGA homepage, you have the possibility to download individual software components available in the DTM Collection. If you want to use all functions of the VEGA DTM Collection 06/2016, keep in mind that you should have the actual version PACTware™ 5.0 installed.

In general

- All VEGA DTMs in this DTM Collection are tested and released for operation under Microsoft® Windows 7, Windows 8 as well as Windows 10. This applies also to the included PACTware 5.0
- FDT conformity
The VEGA DTMs were developed according to the latest requirements of the FDT Group. They meet the requirements of the FDT 1.2.1 specification but also the requirements of the DTM Style Guide 1.1.
- The VEGA DTMs were tested together with *PACTware™ 5.0* and adapted in an optimum way to the frame applications.
- For a correct function of the new VEGA DTM, .NET-Frameworks 2.0 and 4.0 must be available. The installation of the VEGA DTM is only possible when this requirement is fulfilled. When installing via DVD (Autorun), attempts are made to install all required software components automatically.
With some Windows 8 or Windows 10 environments however additional interventions by the administrator are required (see ReleaseNotes in the directory VEGA DTM of the DVD).

New functions

- Service recording
The service recording was revised. Modifications of the following point were carried out:
 - If the service recording was interrupted due to an operating error, then the lost data can be saved with a restart of the service recording.
- Sensor documentation
For safety reasons, the PIN is no longer displayed in the sensor documentation.
- VEGA project assistant
The project assistant was extended in respect to the following points:
 - With the actual DTMs, a VEGA project assistant for PACTware 5.0 is supplied for the first time.
 - In the dialogue "Limit network search" now also the serial number and TAG of the found sensors appear while searching via Bluetooth.
 - The option "Place instruments online" was removed
- PROTRAC DTMs
The following adaptations relating to the adjustment philosophy were carried out:
 - The function "Unlock/lock adjustment" is now handled via an assistant.
 - For the display indication, now the display format (positions after the decimal point) can be adjusted
 - The measurement loop name displayed with FF instruments can now be changed in the DTM and it is displayed in the project window of PACTware instead of the PD TAG.

The DTMs support now the new instrument firmware from version 2.0. This concerns mainly:

- Concept of the communication and function master
- Function "NORM compensation"
- Function "Automatic zero rate"
- Function "Automatic real value correction"
- Extensions with the application "Limit level" and "Real value correction Slave"
- VEGADIS 82 DTM
The function extensions of VEGADIS 82 (from version 1.10) were integrated:
 - Extensions of the parameter page "Display"
 - Extension of the adjustable languages to Japanese and Chinese.
 - Adjustable display format for the positions after the decimal point.
 - Adaptation of the adjustment range for the HART addresses to 0 – 63.
 - Limitation of the visible units to SI units (for instruments sold to Japan).

- VEGAFLEX 80 HART SIL DTM
The DTM supports now also the electronics exchange for instruments with SIL qualification.
- VEGAPULS 64 HART
The DTM supports now also the electronics exchange.
- VEGAMET 391, 624
For the setup of a flow measurement, the setup assistant offer now an additional method. For the standard flow constructions, the DTM can now determine the suitable adjustments by means of the construction dimensions and store them in the instrument
- VEGAMET 391, 624, 625 as well as VEGASCAN 693
The connection of the DTMs to the specified signal conditioning instruments via Ethernet can now be also carried out with authentication by means of a Pre Shared Key (PSK) and additional encryption. The DTMs offer functions for activation of this procedure in the signal conditioning instruments. The use of the safe communication is ensured via function extensions in the Ethernet DTM.
Another requirement for the safe communication is the suitable instrument software.
 - VEGAMET 391: Instrument software > 1.60
 - VEGAMET 624, 625 and VEGASCAN 693: Instrument software > 1.98

The following errors were removed

- VEGA project assistant
The option "Limit network search" was missing while searching via Bluetooth
- VEGA Bluetooth DTM
 - The connection after a loss of connection is now reestablished automatically.
 - The VEGA Bluetooth DTM can be used in manually generated projects under FieldCare.
- VEGAMET DTMs
The following errors were removed:
 - The standard limit value for the min. adjustment was increased to 120 m, in case a VEGAPULS 64 or a VEGAPULS 69 is used.
 - The switching-on period is only displayed with VEGAMET 391.
- PROTRAC DTMs
The following errors were removed:
 - Various descriptive texts were missing in the event memory.

- In some cases, trigger conditions for trend recordings were presented in the wrong way.
- plics@plus DTMs
The following errors on VEGABAR 80, VEGAFLEX 80 as well as VEGAPULS 64 and 69 DTMs were removed:
 - In the EVL files, data of different instruments were mixed when the VEGACONNECT 4 was switched to another instrument with identical DTM instance.
 - In some cases, "Reset warm start" could lead to a communication error.
 - When changing the PIN within the identical DTM instance several times, the wrong PIN was displayed for "Locking".
- VEGABAR 80 DTMs
In the linearization assistant "Import linearization curve", values edited afterwards were not taken over.
- PLICSCOM DTM
The following errors were removed:
 - Software update for sensors via PLICSCOM is not possible. The function is no longer offered
 - The error in the function "Change instrument address" is removed.
- VEGA DataViewer
The following errors were removed:
 - While importing data, the user receives now a warning if the space in the database is no longer sufficient.
 - Printing of echo curves via the menu bar is possible again.
 - Opening the VEGA DataViewer via a file link is possible again
 - The import of echo curves can now be carried out again with the Russian MS Windows.

VEGA-DTM 1.76.1

Publication date 3.5.2016



Contains error corrections of VEGA DTM version 1.76.0.
→ the error correction refer to VEGA DataViewer only.

The VEGA DTM version 1.76.1 is available through the download section.

It is not included on the DVD „VEGA DTM Collection 03/2016“.


- VEGA-DTM Version 1.76.1

The following errors were removed

- VEGA DataViewer:
 - The disruptive blocker states are fixed. Importing data of a user doesn't influence interactions of other users any more.
 - The length for importing data is reduced now.

DTM Collection 03 / 2016

Publication date 31.3.2016



The DTM Collection contains the following software components:

- Microsoft .NET Framework	Version 1.1, 2.0 and 4.0
- PACTware™	Version 4.1 SP4 (4.1.0.50)
- VEGA DTM:	Version 1.76.0
- VEGADIF 55 DTM:	Version 1.4.129
- HART Communication DTM	Version 1.0.52
- Generic HART DTM	Version 4.0.3
- Profibus communication DTM	Version 2.11

Note: In the download section of the VEGA homepage, you have the possibility to download individual software components available in the DTM Collection. If you want to use all functions of the VEGA DTM Collection 03/2016, keep in mind that you should have the actual version PACTware™ 4.1 SP4 installed.

In general

- All VEGA DTMs in this DTM Collection are tested and released for operation under Microsoft® Windows XP, Windows 7 and Windows 8 as well as Windows 10. This applies also to the included 4.1 SP4
- FDT conformity
The VEGA DTMs were developed according to the latest requirements of the FDT Group. They meet the requirements of the FDT 1.2.1 specification but also the requirements of the DTM Style Guide 1.1.
- The VEGA DTMs were tested together with PACTware™ 4.1 SP4 and adapted in an optimum way to the frame applications.
- For a correct function of the new VEGA DTM, .NET-Frameworks 2.0 and 4.0 must be available. The installation of the VEGA DTM is only possible when this requirement is fulfilled. When installing via DVD (Autorun), attempts are made to install all required software components automatically.
With some Windows 8 or Windows 10 environments however additional interventions by the administrator are required (see Release Notes in the directory VEGA DTM of the DVD).

New functions

- From this version, the following instruments/interface are supported in addition:
 - VEGA Bluetooth DTM
DTM for wireless communication of a PC/Laptop via the external Bluetooth USB adapter with Bluetooth-capable VEGA instruments.
 - PLICSCOM DTM
With this DTM in combination with a PLICSCOM with Bluetooth function the wireless adjustment of all plics® sensors since 2002 is possible.
- Service recording
The service recording was revised. Modifications of the following points were carried out:
 - A warning is displayed when the data filing for the service recording is not available.
- VEGA project assistant
The VEGA project assistant was extended by the option "Bluetooth" for searching instruments and sensors via the Bluetooth connection.
- VEGAMET 391, 624, 625 as well as VEGASCAN 693
The Pre Shared Key (PSK) stored in VEGAMET, used for communication with the Inventory System, can now be displayed in the DTM for comparison purposes.
- VEGABAR 80 DTM
The DTM was revised in respect to the following points:
 - The regulations for the special parameter "Source measuring cell temperature" was adapted
 - On the info page, the measuring ranges of the measuring cells used are now displayed
 - The "Static pressure" is now also available in the measured value memory (DTM) for recording
- VEGAPULS 64 DTM
The DTM was revised in respect to the following points:
 - All values with unit "m" are now displayed with three positions after the decimal point
 - The special parameter 24 "Additional factor safety at the measuring range end" was completed.
- VEGA DataViewer
The archive and analysis software VEGA DataViewer was revised and extended as follows:
 - New unique note functions were created for the views "Measured values" and "Echo curves".

- The instrument data area was extended by the view "Order text". With existing Internet connection, there is hence the possibility to get with only one click all relevant data of the actually selected instrument belonging to the order. In addition, the suitable operating instructions can be opened in this view.
- For a more intuitive design of the adjustment, additional adjustment elements were integrated in the menu bar for the views "Events", "Documents" and "DTM data files".


The following errors were removed

- VEGADIS 82 DTMDTM
The search of a VEGADIS 82 via the project assistant was interrupted with an error message. The error was removed.
- PROTRAC DTMs
 - While importing one of the DTM data files, errors could occur while writing the linearization into the device.
 - Now also the TND files are taken over with service recordings.
 - After changing the adjustment unit, an invalid combination of unit and values for the linearization points was displayed in the DTM. The error is removed now.
- VEGA DataViewer

For data sets to PROTRAC only indices were displayed in the view "Measured values" by clicking in the event list instead of the expected texts.

DTM Collection 12 / 2015

Publication date 30.11.2015



The DTM Collection contains the following software components:

- Microsoft .NET Framework	Version 1.1, 2.0 and 4.0
- PACTware™	Version 4.1 SP4 (4.1.0.50)
- VEGA DTM:	Version 1.75.0
- VEGADIF 55 DTM:	Version 1.4.129
- HART Communication DTM	Version 1.0.52
- Generic HART DTM	Version 4.0.3
- Profibus Communication DTM	Version 2.11

Note: In the download section of the VEGA homepage, you have the possibility to download individual software components available in the DTM Collection. If you want to use all functions of the VEGA DTM Collection 12/2015, keep in mind that you should have the actual version PACTware™ 4.1 SP4 installed.

In general

- All VEGA DTMs in this DTM Collection are tested and released for operation under Microsoft® Windows XP, Windows 7 and Windows 8 as well as Windows 10. This applies also to the included 4.1 SP4
- FDT conformity: The VEGA DTMs were developed according to the latest requirements of the FDT Group. They meet the requirements of the FDT 1.2.1 specification but also the requirements of the DTM Style Guide 1.1.
- The VEGA DTMs were tested together with PACTware™ 4.1 SP4 and adapted in an optimum way to the frame applications.
- For a correct function of the new VEGA DTM, .NET-Frameworks 2.0 and 4.0 must be available. The installation of the VEGA DTM is only possible when this requirement is fulfilled. When installing via DVD (Autorun), attempts are made to install all required software components automatically.
With some Windows 8 or Windows 10 environments however additional interventions by the administrator are required (see ReleaseNotes in the directory VEGA DTM of the DVD).

New functions

- PACTware 4.1 SP4 (4.1.0.50)
 - The operation under Windows 10 is possible with this version
 - Problems while starting with the TCI project are removed.
- From this version, the following instruments/interface are supported in addition:
 - VEGAPULS 64 HART DTM
for VEGAPULS 64 with HART interface
- VEGAMET 391, 624, 625 as well as VEGASCAN 693
 - The different possibilities to avoid unauthorized access to the device parameters can now be managed centrally in the DTM parameter page "Access protection".
 - In the DTM parameter page "Event list", the terms and the different adjustment possibilities for data transmission to the VEGA Inventory System were adapted.
- VEGAMET 391 DTM
The VEGAMET 391 were extended by the following functions from instrument software 1.60:
 - Pump control function with new modes
 - Alternating pump operation
 - Dry weather pump
 - Forced changeover of pump
 - Counter for switch-on processes
 - Second counter with flow measurements

The parameter adjustment of the new function is now also supported by the DTM.

- VEGAPULS 69 DTMs
Now the following function extensions are supported by the instrument software 1.1.0:
 - The display format of the measured value output on PLICSCOM is now selectable individually.
 - The display and adjustment unit can now also be adjusted to the languages "Chinese" and "Japanese".
- Reset option "Re-start"
The reset option "Re-start" enables a restart of the instruments via the DTMs without interrupting the power supply. This function was retrofitted for the following DTMs:
 - PROTRAC DTMs
 - VEGABAR 80 DTMs
- Linearization assistant
The linearization assistant offers now additional support for linearization of measurements on cylindrical tanks.

- The setup of measurement on cylindrical tanks with slight inclination was improved
- The setup of measurements on upright cylindrical tanks offers now an alternative input method
- Service recording
The service recording was revised. Modifications of the following points were carried out:
 - The "Save as" dialogue no longer appears. The DTM stores the files according to an automatically predefined name system.
 - After successful packing, the DTM stores all recording files in a ZIP file according to above name system and deletes then the individual recording files
 - The operation of all service recordings via the DTM toolbar is now standardized for all plics® DTMs. The toolbar was also extended by an icon for opening the service folder
 - When transferring the data to the VEGA DataViewer, a warning is displayed if there is not enough memory capacity available
 - The additional information of measured values with so called peak values will be loaded automatically through the service recording
- VEGA DataViewer
The archive and analysis software VEGA DataViewer was revised and extended as follows:
 - The layout of the adjustment surface was converted to the style of modern Office products.
 - Contents of PACTware project files will only be extracted if the DTMs contain real device data.
 - In the view "Information", the feature fields were revised. The industry field was changed to a selection list.

The following errors were removed

- All plics® DTMs
In the FDT frame "Fieldmate" of Yokogawa the use of DTM modal dialogues caused conflicts. Such dialogues are now omitted.
- VEGABAR 80 DTMs
 - With the application "Density-compensated level" some options in the start dialogue were blocked.
 - In some cases, writing data into the device was not possible after an import.

PROTRAC DTMs

- The BusMasterConfigurationPart (BMCP) for creating a cyclical data traffic directly via an FDT frame was adapted. The previous BMCP could not be used in the FDT frame "UnityPro" from Schneider.
- In multi-gauge applications, the sensor documentation contains in addition the addresses of the slaves
- The simulation of the process value with the application "Mass flow (tube)" does now function
- VEGAPULS 61, 62, 63, 65, 66 und 67 DTMs
Connection was not possible for instruments with instrument software 4.0 to 4.0.1.
- VEGAPULS 69 DTMs
The function "Edit false signal" delivered wrong values when using the unit "ft".
- Service recording
 - File names containing several times the sign ".", were not taken into account when generating the ZIP file.
 - The ZIP files generated by the service recording could no longer be opened under Windows XP.
- VEGA DataViewer
 - When exporting measured values as CSV file, the time was missing in the time stamp
 - The device TAG in the instrument list is now updated. The device TAG of the actual data object is used.
 - Deleting of large echo curve blocks was not possible
 - Creating backups on network paths did not function

DTM Collection 06 / 2015

Publication date 28.5.2015



The DTM Collection contains the following software components:

- Microsoft .NET Framework	Version 1.1, 2.0 and 4.0
- PACTware™	Version 4.1 SP3 (4.1.0.48)
- VEGA DTM:	Version 1.74.0
- VEGADIF 55 DTM:	Version 1.4.129
- HART Communication DTM	Version 1.0.44
- Generic HART DTM	Version 4.03
- Profibus communication DTM	Version 2.11

Note: In the download section of the VEGA homepage, you have the possibility to download individual software components available in the DTM Collection. If you want to use all functions of the VEGA DTM Collection 06/2015, keep in mind that you should have the actual version PACTware™ 4.1 SP3 installed.

In general

- All VEGA DTMs in this DTM Collection are tested and released for operation under Microsoft® Windows XP, Vista and Windows 7 as well as Windows 8. This applies also to the included 4.1 SP3
- FDT conformity
The VEGA DTMs were developed according to the latest requirements of the FDT Group. They meet the requirements of the FDT 1.2.1 specification but also the requirements of the DTM Style Guide 1.1.
- The VEGA DTMs were tested together with PACTware™ 4.1 SP3 and adapted in an optimum way to the frame applications.
- For a correct function of the new VEGA DTM, .NET-Frameworks 2.0 and 4.0 must be available. The installation of the VEGA DTM is only possible when this requirement is fulfilled. When installing via DVD (Autorun), attempts are made to install all required software components automatically.
With some Windows 8 environments however additional interventions by the administrator are required (see Release Notes in the directory VEGA DTM of the DVD).

New functions

- PACTware 4.1.0.48
 - The reason for sporadically occurring problems while storing large projects was identified and removed.
 - The storage management taking over the administration of several DTMs in a project opened at the same time was optimized.
- VEGAFLEX 80 DTM (HART SIL, Profibus and FF)
 - For the instrument versions with interface for FF (Foundation Fieldbus), the DTM offers from instrument software 1.2.0 the following extensions:
 - The distance unit for the instrument can now also be set to "inch".
 - For the determination of the dielectric figure, an assistant is now available.
 - The reliability is now outputted in mV.
 - The language selection for PLICSCOM was extended to the languages "Turkish", "Polish" and "Czech".
 - For instrument versions with interface for HART SIL or Profibus, these extensions are already offered from instrument software 1.1.0.
- VEGABAR 80 DTM (HART, HART SIL, Profibus, FF as well as without interface)
 - For the instrument versions without interface as well as interface for HART, the following extensions are supported from instrument software 1.2.0:
 - Density-compensated level measurement
 - Single layer correction
 - Extensions in the range special parameter
 - The language selection for PLICSCOM was extended to the languages "Chinese" and "Japanese".
 - The display format of the measured value output on PLICSCOM is now selectable individually.
 - For the instrument versions with interface for HART SIL, Profibus or FF, these extensions are already offered from instrument software 1.1.0.
 - For the instrument versions with Profibus and FF interface, the DTMs offer now the function "Electronics exchange".
- VEGAPULS 69 DTM
 - With HART: In the DTM menu, the option "Change instrument address" was completed
 - With Profibus: The function "Electronics exchange" is now supported
- Service recording

Service recordings are now limited to a max. size of 0.5 Gbyte. A new service recording is automatically started with long-term recordings when this limit is reached.
- VEGA DataViewer
 - In the device list, a column "Size" can now be displayed to show the storage requirement per instrument.

- In the area "Available data", there is now the possibility of selectively deleting data of an instrument.
- The quick search was revised. The real search starts now only after pushing the "Enter key" or by clicking the magnification symbol. This makes working on slow systems more comfortable.
- Notes of the recording in the area "Echo curves" which were added in the DTM, can now also be edited in the VEGA DataViewer.
- A function to create/restore backups is now implemented
- VEGAMET DTM
As recording pattern for recording a device trend, the interval "every 15 minutes" can now be selected.

The following errors were removed

- VEGABAR 80 DTM
 - The service recording tried to load an event list for instrument versions without interface. The error was removed.
 - The automatic offset correction is no longer offered with the application "Density-compensated level".
 - For some applications, the number of positions after the comma for the static pressure was not displayed correctly.
 - The error texts for F041 and F042 were corrected.
- PROTRAC DTM
 - The error while importing data was removed.
- VEGA DataViewer
 - When zooming in echo curves, the focussing range was shown incorrectly in some cases.
 - When returning to the previous echo curve block, previously the last curve was selected. Now the first curve of an echo curve block is generally activated.

VEGA-DTM 1.73.1

Publication date 12.3.2015



Contains error corrections of VEGA DTM version 1.73.0.

The VEGA DTM version 1.73.1 is available through the download section.

It is also included on the DVD „VEGA DTM Collection 03/2015“ and on DVD „Software & Documents 03/2015“ as well.

- VEGA-DTM

Version 1.73.1

The following errors were removed

- VEGABAR 80 FF - DTM:
Establishing a connection to VEGABAR 80 FF was impossible. The error is removed now.
- VEGAPULS – DTM (plics@plus):
While executing a download into older device versions, the DTM tried to transfer data which has been unknown by the device. This generated some needless error messages.

DTM Collection 03 / 2015

Publication date 23.2.2015



The DTM Collection contains the following software components:

- Microsoft .NET Framework	Version 1.1, 2.0 and 4.0
- PACTware™	Version 4.1 SP3
- VEGA DTM:	Version 1.73.0
- VEGADIF 55 DTM:	Version 1.4.129
- HART Communication DTM	Version 1.0.44
- Generic HART DTM	Version 4.03
- Profibus communication DTM	Version 2.11

The DTM Collection 03 / 2015 in this combination hasn't been distributed by DVD.

Note: In the download section of the VEGA homepage, you have the possibility to download individual software components available on the DTM Collection. If you want to use all functions of the VEGA DTM Collection 03/2015, keep in mind that you should have the actual version PACTware™ 4.1 SP3 installed.

In general

- All VEGA DTMs on this DTM Collection are tested and released for operation under Microsoft® Windows XP, Vista and Windows 7 as well as Windows 8. This applies also to the included 4.1 SP3
- FDT conformity
The VEGA DTMs were developed according to the latest requirements of the FDT Group. They meet the requirements of the FDT 1.2.1 specification but also the requirements of the DTM Style Guide 1.1.
- The VEGA DTMs were tested together with PACTware™ 4.1 SP3 and adapted in an optimum way to the frame applications.
- For a correct function of the new VEGA DTM, .NET-Frameworks 2.0 and 4.0 must be available. The installation of the VEGA DTM is only possible when this requirement is fulfilled. When installing via DVD (Autorun), attempts are made to install all required software components automatically. With some Windows 8 environments however additional interventions by the administrator are required (see Release Notes in the directory VEGA DTM of the DVD).

New functions

- From this version, the following instruments/interface are supported in addition:
 - VEGAPULS 69 Profibus – DTM
for VEGAPULS 69 with Profibus interface
 - VEGAPULS 69 FF – DTM
for VEGAPULS 69 with Foundation Fieldbus interface
- VEGAFLEX 80 HART - DTM
 - The adjustment concept in the DTM navigation section and in the quick setup was adapted to the actual concept of VEGABAR 80.
 - From instrument firmware 1.2.0 the DTM offers the following extensions:
 - The distance unit for the instrument can now also be set to "inch".
 - For the determination of the dielectric figure, an assistant is now available.
 - The reliability is now outputted in mV.
 - The language selection for PLICSCOM was extended to the languages "Turkish", "Polish" and "Czech".
- VEGABAR 80 – DTM
 - All options of the linearization assistant can now be used anytime. The previous dependencies on the connection status and the set adjustment unit can be omitted.
 - The Profibus address can now also be adjusted in the quick setup.
- PROTRAC DTM
The automatic real value correction can now also be selected in the application "Mass flow" (from instrument software 1.2.0).
- VEGA DataViewer
Customers buying the VEGA DTMs as a full version, will now get along with the VEGA DataViewer a database-supported solution for processing and analyzing the DTM recordings. The VEGA DataViewer replaces the previously integrated VEGA Multiviewer.

The following errors were removed

- VEGAPULS 69 – DTM
 - Edit false signal
During the connection to VEGAPULS 69 sensors already existing entries of the parameter page "Edit false signal" were not loaded.
 - Measured value memory (DTM)
The reliability is now also recorded.

- VEGAFLEX 80 – DTM
 - In the application "Interface", the determined adjustment values of the linearization assistant were not written into the instrument.

- PROTRAC DTM
 - Under certain conditions, the indication of the values for mass flow were exchanged in the linearization table.
 - The criteria for start and stop of the measured value memory were saved in the wrong way
 - The telegram length for HART communication via VEGACONNECT 4 was adapted

- VEGAMET – DTM

While adjusting a flow measurement through the setup assistant, the linearization curve was not written into the instrument. This effect was obvious when "Flow formula" or "ISCO-Parshall Flume" was selected as flume type.

- VEGADIS 82

The function electronics exchange delivered a wrong instrument type

- Service recording

While starting the service recording from "Setup and maintenance" it is now ensured that the DTM is synchronized completely with the instrument data. If necessary, the settings are loaded from the instrument.

VEGA DTM 1.72.20

Publication date 15.12.2014



Contains error corrections of VEGA DTM version 1.72.0

The VEGA DTM version 1.72.20 is only available through the download section

- VEGA DTM Version 1.72.20


The following errors were removed

- PROTRAC DTMs:
 - The telegram length for HART connection was increased in the previous version to achieve a quicker communication. In some cases, this measure caused an instable communication with PROTRAC instruments and was hence reset.
 - With SIL DTMs, parameters were written during the download which were not relevant for these instruments and thus caused error messages. These parameters are now no longer used in the DTM.
- VEGASCAN 693 DTM:

Under certain conditions, the configuration of measurement loops caused wrong results. The error is removed now.

DTM Collection 10 / 2014

Publication date 8.10.2014



The DVD contains the following software components:

- Microsoft .NET Framework	Version 1.1
- Microsoft .NET Framework	Version 1.1 SP1
- Microsoft .NET Framework	Version 2.0
- PACTware™	Version 4.1 SP3
- VEGA DTM:	Version 1.72.0
- VEGADIF 55 DTM:	Version 1.4.129
- HART Communication DTM	Version 1.0.44
- Generic HART DTM	Version 4.03
- Profibus communication DTM	Version 2.11

Note: In the download section of the VEGA homepage, you have the possibility to download individual software components available on the DVD. If you want to use all functions of the VEGA DTM Collection 10/2014, keep in mind that you should have the actual version PACTware™ 4.1 SP3 installed.

In general

- All VEGA DTMs on this DVD are tested and released for operation under Microsoft® Windows XP, Vista and Windows 7 as well as Windows 8. This applies also to the included 4.1 SP3
- FDT conformity
The VEGA DTMs were developed according to the latest requirements of the FDT Group. They meet the requirements of the FDT 1.2.1 specification but also the requirements of the DTM Style Guide 1.1.
- The VEGA DTMs were tested together with PACTware™ 4.1 SP3 and adapted in an optimum way to the frame applications.
- For a correct function of the new VEGA DTM, .NET-Frameworks 2.0 must be available. The installation of the VEGA DTM is only possible when this requirement is fulfilled. When installing via DVD (Autorun), attempts are made to install all required software components automatically. With some Windows 8 environments however additional interventions by the administrator are required (see ReleaseNotes in the directory VEGA DTM of the DVD).

New functions

- From this version, the following instruments/interface are supported in addition:
 - VEGABAR 80 series FF DTM
for VEGABAR 81, 82, 83, 86, 87 with Foundation Fieldbus interface
 - VEGAPULS 69 HART DTM
for VEGAPULS 69 with HART interface
- DTM for signal conditioning instruments
 - Transmission of location data
The DTMs for VEGAMET/VEGASCAN and PLICSMOBILE support now the function to establish the transmission of location data to the measured value server WEB VV and similar systems.
 - Density measurement
Establishing a density measurement in VEGAMET 625 is now considerably simplified by a special option in the application assistant.
 - Measurement loops with HART variables
In the instrument types VEGAMET and VEGASCAN now also the standard HART variables of plics@plus sensors can be used for the measurement loops. The DTMs were extended for establishing these variables.
- Operation of HART sensors
For the operation of plics@plus VEGA sensors with HART communication, the communication behaviour was optimized so that the connection and the data exchange are now faster.
 - The standard length for HART telegrams was increased.
 - During connection, only data are loaded which are required for the direct parameterization. Echo curves, false signal memory etc. can be loaded later on, if necessary.
- Linearization assistant
The linearization option "Gauging by litres" allows now also the manual setting for index markers of the linearization curve.

The following errors were removed

- Service recording
The ZIP files of the service recording use now a better level of compression.
- VEGADIS 82 DTM
The contents of the parameter page "Diagnosis" are now also shown in the device documentation.
- Modbus Serial Driver
The range of the selection of the COM port in the DTM "Modbus Serial Driver" was extended. Now ports in the range 1 to 255 can be selected.

- **Establishing a density measurement**
By establishing density measurements for PROTRAC sensors in combination with an automatic real value correction, problems for the pulse rate determination of the background radiation could occur. The error in the DTM was removed.
- **Event memory**
When showing a PIN change in the event memory, the selected PIN is no longer displayed.
- **Non-synchronized mode**
The settings for the measured value memory can now also be changed in the "non-synchronized mode".
- **VEGABAR 80 DTM**
 - The error in the assistant for setting the "Measured value memory (device)" when selecting FBs was removed (only Profibus).
 - When using the linearization assistant, now also linearized values are selected (only Profibus) in the FB channel.
 - **Density measurement**
In the quick setup, the distance of the sensors was not taken over with application type "Density measurement". The distance value is now taken over.

DTM Collection 05 / 2014

Publication date 2.5.2014



The DVD contains the following software components:

- Microsoft .NET Framework	Version 1.1
- Microsoft .NET Framework	Version 1.1 SP1
- Microsoft .NET Framework	Version 2.0
- PACTware™	Version 4.1 SP3
- VEGA DTM:	Version 1.71.0
- VEGADIF 55 DTM:	Version 1.4.129
- HART Communication DTM	Version 1.0.44
- Generic HART DTM	Version 4.03
- Profibus communication DTM	Version 2.11

Note: In the download section of the VEGA homepage, you have the possibility to download individual software components available on the DVD. If you want to use all functions of the VEGA DTM Collection 05/2014, keep in mind that you should have the actual version PACTware™ 4.1 SP3 installed.

In general

- All VEGA DTMs on this DVD are tested and released for operation under Microsoft® Windows XP, Vista and Windows 7 as well as Windows 8. This applies also to the included 4.1 SP3
- FDT conformity
The VEGA DTMs were developed according to the latest requirements of the FDT Group. They meet the requirements of the FDT 1.2.1 specification but also the requirements of the DTM Style Guide 1.1.
- The VEGA DTMs were tested together with PACTware™ 4.1 SP3 and adapted in an optimum way to the frame applications.
- For a correct function of the new VEGA DTM, .NET-Frameworks 2.0 must be available. The installation of the VEGA DTM is only possible when this requirement is fulfilled. When installing via DVD (Autorun), all required software components will be installed automatically.

New functions

- From this version, the following instruments/interface are supported in addition:
 - VEGABAR 80 series Profibus – DTM
for VEGABAR 81, 82, 83, 86, 87 with Profibus interface
 - VEGABAR 80 series HART SIL – DTM
for VEGABAR 81, 82, 83, 86, 87 with HART interface and SIL qualification
 - VEGADIS 82 – DTM
for VEGADIS 82

- PROTRAC DTM

The following function extensions were carried out for the PROTRAC DTMs:

- Loading and showing the event memory integrated in the instrument, the parameter modification memory as well as the measured value memory.
- The selection of the units was extended by PPA and KgA
- The real value correction can now also be carried out cyclically
- The mass flow measurement can now also be combined with the moisture measurement

The functions are only offered in the DTM if they are supported by the instrument software.

- The setup assistant was particularly optimized and extended to establish applications with combined instruments.
- The DTMs offer now also the function "Service recording"
- In the diagnosis section, there are also information available of the inputs to be configured

- VEGAMET DTM

The DTMs for VEGAMET/VEGASCAN support now also the establishment of the encrypted e-mail transmission. The function is only offered in the DTM if it is supported by the instrument software.

- DTM Configurator

The DTM Configurator offers now a possibility to increase the max. telegram length for HART connections. Hence the data throughput with many HART networks can be improved considerably.

- Lock adjustment

The procedure to lock the adjustment by means of DTM was changes. The definition of a new PIN is now carried out in the assistant "Lock adjustment"

- **Service recording**
The service recording is only finished completely if it is finished with the toolbar symbol "Finish service recording". If the DTM is closed during the service recording, then the immediate closing of the DTM has priority.
- **Language selection**
The VEGABAR 80 DTMs offer now also the changeover to the PLICSCOM language Czech.
- **Linearization assistant**
The linearization assistant checks now if the storing of modified parameters into the instrument is necessary before the linearization is carried out.

The following errors were removed

- **Sensor documentation**
Formatting problems of the sensor documentation occurred under Windows 8 and different Windows 7 versions in the Asian region, were removed now.
- **Multiviewer**
The multiviewer now displays the TND recordings correctly if they were generated with DTM versions earlier than version 1.51.
- **Change device address**
The error when changing the instrument address of Profibus sensors of instrument generation plics® no longer exists. The error only occurred when the modification was triggered via the option dialogue of the instrument DTMs.
- **Online help**
The contents of some online help pages (e.g. measured value memory and echo curve memory) must be updated.
- **Adjustment or import with VEGABAR 80**
In some cases, the limit value determination with application "Process pressure" did not work correctly, therefore the adjustment could not be written into the instrument.

VEGA DTM 1.70.2

Publication date 13.02.2014



Contains fault rectifications to VEGA DTM version 1.70.0

The VEGA-DTM version 1.70.2 is available as patch version in the download section

- VEGA DTM Version 1.70.2

The following errors were removed

- PROTRAC DTMs:
Recording of measured value curves via the function measured value (DTM) functions now again
- DTM Selector:
The error message while deselecting the DTMs for adjustment of series 40/50 does no longer appear.
- Installation:
The installation problem on computers where “My documents“ are linked to a server path does no longer exist.

DTM Collection 01 / 2014

Publication date 7.1.2014



The DVD contains the following software components:

- Microsoft .NET Framework	Version 1.1
- Microsoft .NET Framework	Version 1.1 SP1
- Microsoft .NET Framework	Version 2.0
- PACTware™	Version 4.1 SP3
- VEGA DTM:	Version 1.70.0
- VEGADIF 55 DTM:	Version 1.4.129
- HART Communication DTM	Version 1.0.44
- Generic HART DTM	Version 4.03
- Profibus communication DTM	Version 2.11

Note: In the download section of the VEGA homepage, you have the possibility to download individual software components available on the DVD. If you want to use all functions of the VEGA DTM Collection 01/2014, keep in mind that you should have the actual version PACTware™ 4.1 SP3 installed.

In general

- All VEGA DTMs on this DVD are tested and released for operation under Microsoft® Windows XP, Vista and Windows 7 as well as Windows 8. This applies also to the included 4.1 SP3
- FDT conformity
The VEGA DTMs were developed according to the latest requirements of the FDT Group. They meet the requirements of the FDT 1.2.1 specification but also the requirements of the DTM Style Guide 1.1.
- The VEGA DTMs were tested together with PACTware™ 4.1 SP3 and adapted in an optimum way to the frame applications.
- For a correct function of the new VEGA DTM, .NET-Frameworks 2.0 must be available. The installation of the VEGA DTM is only possible when this requirement is fulfilled. When installing via DVD (Autorun), all required software components will be installed automatically.

New functions

- From this version, the following instruments/interface are supported in addition:
 - VEGABAR series 80 DTM
for VEGABAR 81, 82, 83, 86, 87
 - VEGABAR series 80 HART DTM
for VEGABAR 81, 82, 83, 86, 87 HART

- Sensor documentation
When using a "User-programmable linearization curve", the sensor documentation of the VEGAFLEX 80 and VEGABAR 80 series includes now also graphic information of the selected vessel geometry as well as the linearization table of the adjusted range.

- Electronics exchange
The electronics exchange supports now also the instrument series VEGAFLEX 80 Profibus and VEGAFLEX 80 FF.

- Linearization assistant
Different optimizations in the calculation assistant for instrument series VEGAFLEX 80 and VEGABAR 80.

- Adjust device address
The dialogues to adjust the device address support now also the extended address range for HART7 instruments

The following errors were removed

- VEGAFLEX 80 DTM
 - The input of the measured value difference in mm as recording option for the echo curve memory was not interpreted correctly.
 - The function "Electronics exchange" offers now also the activation of the second current output
 - Error while calculating the linearization table of the adjusted range (with probe length << vessel height) was removed
 - Indication of the wrong unit for PV Scale in °F (with Profibus) was corrected

Synchronisation with Foundation Fieldbus

The synchronisation of the parameter pages for indication of AI-FBs with instruments for operation on Foundation Fieldbus failed in some cases.

DTM Collection 10 / 2013

Publication date 10.10.2013



The DVD contains the following software components:

- Microsoft .NET Framework	Version 2.0
- PACTware™	Version 4.1 SP3
- VEGA DTM:	Version 1.69.3
- VEGADIF 55 DTM:	Version 1.4.129
- HART Communication DTM	Version 1.0.44
- Generic HART DTM	Version 4.03
- Profibus communication DTM	Version 2.11

Note: In the download section of the VEGA homepage, you have the possibility to download individual software components available on the DVD. If you want to use all functions of the VEGA DTM Collection 10/2013, keep in mind that you should have the actual version PACTware™ 4.1 SP3 installed.

In general

- All VEGA DTMs on this DVD are tested and released for operation under Microsoft® Windows XP, Vista and Windows 7 as well as Windows 8. This applies also to the included 4.1 SP3
- FDT conformity
The VEGA DTMs were developed according to the latest requirements of the FDT Group. They meet the requirements of the FDT 1.2.1 specification but also the requirements of the DTM Style Guide 1.1.
- The VEGA DTMs were tested together with PACTware™ 4.1 SP3 and adapted in an optimum way to the frame applications.
- For a correct function of the new VEGA DTM, .NET-Frameworks 2.0 must be available. The installation of the VEGA DTM is only possible when this requirement is fulfilled. When installing via DVD (Autorun), all required software components will be installed automatically.

New functions

- From this version, the following instruments/interface are supported in addition:
 - VEGAFLEX 80 series FF - DTM
for VEGAFLEX 81, 82, 83, 86 Foundation Fieldbus

Electronics exchange for PROTRAC series

The DTMs for the adjustment of the PROTRAC series support now also the electronics exchange for Profibus and Foundation Fieldbus instruments.



The CD contains the following software components:

- Microsoft .NET Framework	Version 1.1
- Microsoft .NET Framework	Version 1.1 SP1
- Microsoft .NET Framework	Version 2.0
- PACTware™	Version 4.1 SP3
- VEGA DTM:	Version 1.69.0
- VEGADIF 55 DTM:	Version 1.4.129
- HART Communication DTM	Version 1.0.44
- Generic HART DTM	Version 4.03
- Profibus communication DTM	Version 2.11

Note: In the download section of the VEGA homepage, you have the possibility to download individual software components available on the CD. If you want to use all functions of the VEGA DTM Collection 05/2013, keep in mind that you should have the actual version PACTware™ 4.1 SP3 installed.

In general

- All VEGA DTMs on this CD are tested and released for operation under Microsoft® Windows XP, Vista and Windows 7 as well as Windows 8. This applies also to the included 4.1 SP3
- FDT conformity
The VEGA DTMs were developed according to the latest requirements of the FDT Group. They meet the requirements of the FDT 1.2.1 specification but also the requirements of the DTM Style Guide 1.1.
- The VEGA DTMs were tested together with PACTware™ 4.1 SP3 and adapted in an optimum way to the frame applications.
- For a correct function of the new VEGA DTM, .NET-Frameworks 2.0 must be available. The installation of the VEGA DTM is only possible when this requirement is fulfilled. When installing via CD (Autorun), all required software components will be installed automatically.

New functions

- From this version, the following instruments/interface are supported in addition:
 - VEGAFLEX 80 series HART SIL DTM
for VEGAFLEX 81, 82, 83, 86 HART SIL
 - VEGAFLEX 80 series Profibus DTM
for VEGAFLEX 81, 82, 83, 86 Profibus
- Linearization assistant
The DTMs for adjustment of the VEGAFLEX 80 family were extended by an assistant for implementation of a linearization of the measured values. The linearization assistant supports the handling of different standard tasks whereby the use of the assistant assures that also the settings of the adjustment, scaling, vessel height and socket correction fit with the adjusted linearization curve.
- Service recording
All DTMs for adjustment of plics@plus sensors were equipped with an improved function for creating service recordings. The adjustment of this functions is made directly via the toolbar symbols of the DTM. Hence files with echo curves, measured value recordings and event memory as well as a DTM data file are generated. When terminating the function, the files will be packed as a ZIP file and stored on the data carrier of the workstation. In future, storing of echo curve recordings on the data carrier of the workstation will only be possible with the service recording.
- Echo curve presentation
The function of the parameter page "Echo curves" was revised. In future, reading out of the echo curves is carried out directly after opening the page "Echo curve" (no action required). When quitting this page, reading out will be terminated. The echo curves cannot be stored in this mode. For the selection of the visualized curves under presentation option, lateral adjustment panels are now available.
- Sensor documentation
When using a "User-programmable linearization curve", the sensor documentation includes now also information on the selected vessel geometry.
- Diagnosis information
With the DTMs for VEGAMET and VEGASCAN the diagnosis information appear now more differentiated depending if the diagnosis comes directly from the connected sensor or from the VEGAMET.
- Language selection
The VEGACAL DTMs offer now also the changeover to the PLICSCOM languages Japanese and Chinese.
The PROTRAC DTMs were extended for the selection of the PLICSCOM language Portuguese.
- Electronics exchange for PROTRAC series
The DTMs for the adjustment of the PROTRAC series support now also the electronics exchange.

The following errors were removed

- Software update
In some DTM languages the progress indication was only displayed in hours.
- VEGAFLEX 80 DTM
 - The limit value for the "Sounded distance to the medium" with the false signal suppression is no longer limited to the actual probe length.
 - The presentation of the echo curve in the sensor documentation was optimized.
- Quick setup of the VEGAFLEX 80 DTM
 - When creating the device documentation the corresponding echo curve now also appears.
 - The value for the measured distance in the sensor optimization is now updated cyclically.
 - After determination of the probe length, a download of the determined value is now carried out automatically.
- Tank Calculation
A text is displayed if the program is quit without storing the data.



The CD contains the following software components:

- Microsoft .NET Framework	Version 1.1
- Microsoft .NET Framework	Version 1.1 SP1
- Microsoft .NET Framework	Version 2.0
- PACTware™	Version 4.1 SP2
- VEGA DTM:	Version 1.68.0
- VEGADIF 55 DTM:	Version 1.4.129
- HART Communication DTM	Version 1.0.44
- Generic HART DTM	Version 4.03
- Profibus communication DTM	Version 2.11

Note: In the download section of the VEGA homepage, you have the possibility to download individual software components available on the CD. If you want to use all functions of the VEGA DTM Collection 12/2012, keep in mind that you should have the actual version PACTware™ 4.1 SP2 installed.

In general

- All VEGA DTMs on this CD are tested and released for operation under Microsoft® Windows XP, Vista and Windows 7. This applies also to the included 4.1 SP2
- FDT conformity
The VEGA DTMs were developed according to the latest requirements of the FDT Group. They meet the requirements of the FDT 1.2.1 specification but also the requirements of the DTM Style Guide 1.1.
- The VEGA DTMs were tested together with PACTware™ 4.1 SP2 and adapted in an optimum way to the frame applications.
- For a correct function of the new VEGA DTM, .NET-Frameworks 2.0 must be available. The installation of the VEGA DTM is only possible when this requirement is fulfilled. When installing via CD (Autorun), all required software components will be installed automatically.
- Language extension
The VEGA DTMs offer for the first time the user interface in Chinese language. The online help is not yet translated and appears in English language.

New functions

- VEGAFLEX 80 DTM
The instruments of the VEGAFLEX 80 family can be equipped in future also with an additional current output. The DTMs were prepared for operation with an additional current output.
- Diagnosis function
The diagnosis function of the DTMs for all instruments of the plics@plus series (VEGAPULS and VEGAFLEX) will be only read out if a diagnosis page is actually opened. This measure is used to reduce the data volume during connection.
- PLICSMOBILE DTM
In the diagnosis area, the IMEI number is now also displayed.
- VEGAMET 391 and VEGAMET 6xx DTM
For the configuration of events (e-mail, SMS, WEB-VV) the adjustment values can now also be set **every 30 minutes** and **every 15 minutes**.
- VEGA DTM Configurator
The category **Interoperability** was completed by an adjustment option to output shortened DTM descriptions. This option was provided for FDT frame applications of Messrs. ABB to get with OPC use short OPC items.
- Multiviewer
The results of the function **Compare export files** can now also be printed directly.

The following errors were removed

- Device search
With the device search via the VEGA project assistant, now also the instrument types PLICSMOBILE are found.
- False signal suppression
For the false signal suppression now also values can be entered which are higher than the probe length.
- Linearization table
The column for indication of the scaled values can now be switched on optionally.
- Echo curve memory
Reading out the echo curve memory of the VEGAPULS plics@plus and VEGAFLEX 80 sensors is now also possible with locked instrument.
- Echo curve
The presentation option Echo data does now also function with the VEGAFLEX 80 DTMs.
- PROTRAC DTM
 - The presentation of the current characteristics in the image **Current output** was corrected
 - The instrument can no longer be locked when entering an invalid PIN

-
- Event memory can now also read out with locked instrument
 - The info texts when carrying out the real value correction were corrected
 - Service recording
When terminating the service recording via the DTM menu, the events and the instrument parameter adjustment are stored with the latest information.
 - Sensor documentation
 - Echo curve in the extended presentation range is now displayed
 - Echo curve is now displayed even if the option ***Do not load echo curve during connection*** is selected in the DTM Configurator.
 - PLICSMOBILE DTM
When sending an e-mail, it is now also possible to transmit the device status as attachment.
 - Linearization
Under certain conditions, linearization curves which were calculated with the calculation assistant could not be taken over into the instrument. The error was removed.

VEGA-DTM 1.67.2

Publication date 24.09.2012



Includes several bug-fixes for VEGA-DTM version 1.67.0 and 1.67.1

The VEGA-DTM version 1.67.2 is provided as download version, as CDs „VEGA DTM Collection 07/2012 including VEGA-DTM 1.67.2“ and as DVD „Software & Documents“ as well.

- VEGA-DTM version 1.67.2

The following errors were removed

- VEGAFLEX and VEGAPULS - DTM:
Problems with updating the false signal curve after modifications.
- VEGAFLEX and VEGAPULS - DTM:
Modifications of the false signal suppression have been indicated as change of the parameterization.
- VEGAFLEX 80 series HART - DTM:
There have been some curves missing in the echo recording of the service recording function.

VEGA-DTM 1.67.1

Publication date 31.07.2012



Includes several bug-fixes for VEGA-DTM version 1.67.0

The VEGA-DTM version 1.67.1 is provided as download version and it is included in the DVD "Software & Documents".

- VEGA-DTM version 1.67.1

The following errors were removed

- VEGAFLEX 80 series HART
Limit values for simulation of "Lin.percent, level" and "Dielectric constant" have been changed.
- VEGAPULS 61 up to 67
In several applications, some parameters have been masked out by mistake.
- VEGAFLEX 80 series HART DTM and VEGAPULS 61 up to 67
The supported units have been extended by: g, STon and LTon.
- VEGAMET (all), VEGASCAN 693, C62, PLICSMOBILE
The adjustment of a minimum intervall for a WEB-VV event is now possible.
- PLICSMOBILE
The adjustment for control of a WEB-VV event by the measured value difference is now also possible for the unit "Lin. percent".
- PROTRAC family
The adjustment "Activate current output" is now also available for instruments with SIL.

DTM Collection 07 / 2012

Publication date 12.7.2012



The CD contains the following software components:

- Microsoft .NET Framework	Version 1.1
- Microsoft .NET Framework	Version 1.1 SP1
- Microsoft .NET Framework	Version 2.0
- PACTware™	Version 4.1 SP2
- VEGA DTM:	Version 1.67.0
- VEGADIF 55 DTM:	Version 1.4.129
- HART Communication DTM	Version 1.0.44
- Generic HART DTM	Version 4.03
- Profibus communication DTM	Version 2.11

Note:

In the download section of the VEGA homepage, you have the possibility to download individual software components available on the CD. If you want to use all functions of the VEGA DTM Collection 07/2012, keep in mind that you should have the actual version *PACTware™ 4.1 SP2* installed.

In general

- All VEGA DTMs on this CD are tested and released for operation under Microsoft® Windows XP, Vista and Windows 7. This applies also to the included PACTware 4.1 SP2
- FDT conformity
The VEGA DTMs were developed according to the latest requirements of the FDT Group. They meet the requirements of the FDT 1.2.1 specification but also the requirements of the DTM Style Guide 1.1.
- The VEGA DTMs were tested together with *PACTware™ 4.1 SP2* and adapted in an optimum way to the frame applications.
- For a correct function of the new VEGA DTM, .NET-Frameworks 2.0 must be available. The installation of the VEGA DTM is only possible when this requirement is fulfilled. When installing via CD (Autorun), all required software components will be installed automatically.
- Language extension
The VEGA DTMs offer for the first time the user interface and the online help in Portuguese language.

New functions

- PACTware 4.1 SP2
PACTware was revised and is now available as a compact installation package. PACTware can now also be operated in Chinese language and the online help was translated accordingly. By using the extended call parameters, the DTMs can now also be started without PACTware surface.
- VEGAFLEX 80 series DTM
The instrument series VEGAFLEX was completed by types VEGAFLEX 81, 82, 83 and 86. A respective DTM for support of these instrument types was added to the DTM Collection. The DTM supports the parameter adjustment via HART bus, but also the direct connection via configuration interface on the instrument side through VEGACONNECT 4.
- PROTRAC DTM
All instrument types of the PROTRAC series can now be ordered with a Profibus interface. Respective DTMs supporting these instrument types were added.
- PROTRAC SIL DTM
Respective SIL DTMs were added for PROTRAC instrument types with SIL qualification. Apart from the special features of these instruments, the DTMs contain also a method to support a safe parameterization concept according to SIL.
- Modbus Serial DTM
For direct operation of the Modbus module via the Modbus, a communication DTM VEGA Modbus Serial was added.
- VEGAMET 391 and VEGAMET 6xx DTM
 - The pump control was extended by the option "Forced switching over".
 - The list of the scaling units was extended by the unit "mNN" and various density units
- Non-synchronized operation
The DTMs for VEGAPULS 60 (plics@plus) and VEGAFLEX 80 can now also be adjusted for the so called "Non-synchronized operation". In this mode, the user is responsible for the data consistency between project and device data; the following simplified features are applicable:
 - During connection, only the identification data of the device are loaded
 - Further device data are loaded when opening a parameter adjustment page
 - Parameter changes in the **Parameter window Online** are not automatically stored in the project. The updating rate of measurement and diagnosis values can be adjusted via the VEGA DTM Configurator.
 - In the **Parameter window Offline** neither measured values nor diagnosis values are displayed

In this mode, the communication rate between computer and connected instrument can be reduced to a minimum, which is a particular advantage for connections with low band width (for example Wireless HART).

- **VEGA DTM Configurator**
The VEGA DTM Configurator was extended by the tab "Synchronization". Here, the changeover between "synchronized" and "non-synchronized" operation can be carried out. The adaptations act only on the DTMs for VEGAPULS 60 (plics@plus) and VEGAFLEX 80.
- **Import/Export funktion**
A respective warning is outputted when trying to export an incomplete data set out of a DTM. The import assistant informs also if a file should be imported with an incomplete data set. Incomplete data sets can be caused when working with DTMs in the "Non-synchronized" mode.
- **VEGA USB-Scan**
For connection of the VEGA instrument via USB, a desktop link called **VEGA USB-Scan** is provided. With this call option, PACTware is opened with the automatic start of the VEGA project assistant. In doing so, a search via the USB interface is initiated, the suitable DTM is opened and the device data are loaded. In case, the computer can contact exactly one instrument, the adjustment elements of PACTware will be faded out.
- **Service recording**
When executing a service recording with a VEGAPULS DTM, the laboratory parameters are now loaded automatically. These parameters can be taken over with a later import.
- **Proxy Server**
The instrument types VEGAMET 624, 625 and 391 as well as VEGASCAN 693 and PLICSRADIO C62 can now be operated on a Proxy Server. The DTMs are extended accordingly by the parameter page **Proxy-Server**.

The following errors were removed

- **VEGASON S61 and S62**
With the device search via the VEGA project assistant, now also the instrument types VEGASON S61 and S62 are found.
- **Linearization**
With the Profibus and FF versions of the VEGAPULS DTMs, the indication of the scaled linearization values can be selected separately for each AI-FB.
- **Multiviewer**
With echo curve recordings, now also the **Echo curve of the seup** can be displayed.
- **Echo curve indication**
The presentation of the adjustment range in the echo curve indication was faulty, if the indication was carried out in the unit "ft".
- **PLICSMOBILE DTM**
The function **Change DTM address** is now also available in the PLICSMOBILE DTM.
- **PROTRAC DTM**
The presentation of the PD-TAG as well as the name of the channel in the parameter page **Info** were faulty.

-
- VEGABAR DTM
With the presentation of the peak values in the unit "bar", also the positions after the decimal point are now displayed.
 - Modbus Module Serial DTM
The address for the Levelmaster can no be adjusted.
 - Import function (VEGAMET DTM)
The import of data is now also possible in the standard version of the VEGAMET DTMs.
 - Language setting of the DTM tools
The language changeover for the DTM-Configurator, DTM-Selector and Multiviewer depends now on the most recently used language setting in the VEGA DTM.

DTM Collection 12 / 2011

Publication date 20.12.2011



The CD contains the following software components:

- Microsoft .NET Framework	Version 1.1
- Microsoft .NET Framework	Version 1.1 SP1
- Microsoft .NET Framework	Version 2.0
- PACTware™	Version 4.1
- VEGA DTM:	Version 1.66.0
- VEGADIF 55 DTM:	Version 1.4.129
- HART Communication DTM	Version 1.0.39
- Generic HART DTM	Version 4.03
- Profibus communication DTM	Version 2.11

Note:

In the download section of the VEGA homepage, you have the possibility to download individual software components available on the CD. If you want to use all functions of the VEGA DTM Collection 12/2011, keep in mind that you should have the actual version PACTware™ 4.1 installed.

In general

- All VEGA DTMs on this CD are tested and released for operation under Microsoft® Windows XP, Vista and Windows 7. This applies also to the included PACTware 4.1
- FDT conformity
The VEGA DTMs were developed according to the latest requirements of the FDT Group. They meet the requirements of the FDT 1.2.1 specification but also the requirements of the DTM Style Guide 1.1.
- The VEGA DTMs were tested together with *PACTware™ 4.1* and adapted in an optimum way to the frame applications.
- For a correct function of the new VEGA DTM, .NET-Frameworks 2.0 must be available. The installation of the VEGA DTM is only possible when this requirement is fulfilled. When installing via CD (Autorun), all required software components will be installed automatically.

New functions

- **PACTware 4.1**
PACTware was revised and is now shipped in the version 4.1. Apart from the improvements of the function "Diagnostic Scan" also the generic function for searching in devices networks will now also be implemented. The new function can be opened via "Topology Scan".
- **PROTRAC**
All instrument types of the PROTRAC series can now also be ordered with an FF interface. Respective DTMs supporting this instrument types were added.
- **VEGAMET 391 SIL**
For VEGAMET 391 with SIL qualification, the VEGAMET 391 SIL DTM has been enhanced. Apart from the special features of this instrument, the DTM contains also a method to support a safe parameterization concept according to SIL.
- **Modbus module serial**
VEGA sensors of the plics@plus generation can be extended in future with a Modbus module (Gateway). This module allows the operation of the sensors in Modbus systems. For operation of the Modbus module, the new Modbus Module Serial DTM is now available.
- **PROTRAC DTM**
The following novelties were carried out:
 - Application steam density compensation was completed
 - Function Import assistant was completed
 - Function Service recording was completed
- **Placeholder DTM**
The Placeholder DTM is now used apart from the previous use for the FDT 1.2.1 Scan also for the treatment of a universal electronics (electronics exchange). If the project assistant finds a universal electronics when searching in the topology, i.e. an electronics which was not yet configured, then a Placeholder DTM is integrated in the project window. Furthermore the function Software update can be also opened directly from the Placeholder DTM.
- **VEGA DTM Configurator**
The VEGA DTM Configurator was extended by a register card "Interoperability" for better adaptation of the VEGA DTMs to different DTM frame applications.

The following errors were removed

- **Decimal separator**
The use of a decimal separator deviating from the operating system definition can cause a misinterpretation during the parameter acceptance. The entry fields accept only the respectively valid decimal separator.
- **VEGAMET 391**
 - **Setup assistant**
The input of the sensor characteristics values for standard applications did not work correctly. The values are now taken over correctly.
 - **Relay**
The pump monitoring can now also be set with the mode Pump monitoring
- **Service recording**
During the service recording, an export file is now also stored for the sensors of the plics® generation
- **Event memory**
The event memory of the sensors of the plics®plus generation could not be read out if the connection to the DTM was directly provided via the Foundation Fieldbus interface
- **Multiviewer**
The following errors were removed:
- The presentation of the logarithmic echo curve recordings from DTM 1.60.0 is now carried out correctly

DTM Collection 06 / 2011

Publication date 22.6.2011



The CD contains the following software components:

- Microsoft .NET Framework	Version 1.1
- Microsoft .NET Framework	Version 1.1 SP1
- Microsoft .NET Framework	Version 2.0
- PACTware™	Version 4.0
- VEGA-DTM:	Version 1.65.0
- VEGADIF 55 DTM:	Version 1.4.129
- HART Communication DTM	Version 1.0.39
- Generic HART DTM	Version 4.03
- Profibus communication DTM	Version 2.11

Note:

In the download section of the VEGA homepage, you have the possibility to download individual software components available on the CD. If you want to use all functions of the *VEGA DTM Collection 06/2011*, keep in mind that you should have the actual version *PACTware™ 4.0* installed.

In general

- All VEGA DTMs on this CD are tested and released for operation under Microsoft® Windows XP, Vista and Windows 7. This applies also to the included PACTware 4.0
- FDT conformity
The VEGA DTMs were developed according to the latest requirements of the FDT Group. They meet the requirements of the FDT 1.2.1 specification but also the requirements of the DTM Style Guide 1.1.
- The VEGA DTMs were tested together with *PACTware™ 4.0* and adapted in an optimum way to the frame applications.
- For a correct function of the new VEGA DTM, .NET-Frameworks 2.0 must be available. The installation of the VEGA DTM is only possible when this requirement is fulfilled. When installing via CD (Autorun), all required software components will be installed automatically.

New functions

- **Installation**
Language selection for Autorun and VEGA DTM setup was extended by the language “Russian”.
- **WEIGHTRAC DTM**
The instrument series PROTRAC was extended by the types WEIGHTRAC 31 and 32. The DTMs to support these instrument types were included in the DTM Collection. The DTMs support the parameter adjustment via the HART bus as well as the direct connection via the configuration interface on the instrument side via VEGACONNECT4.
- **PROTRAC – DTM**
The following changes were carried out:
 - Software update was included
 - Application API temperature compensation was completed
 - Illustrations of different applications were revised
 - Parameter page “Real value correction“ was revised
- **VEGAPULS - DTM**
The DTMs or the plics®plus instrument series were extended by the following functions:
 - The import function appears now with different options adapted especially to the most important applications
- **PLICSMOBILE – DTM**
Function to change the instrument address of the connected sensor was included to set for example a HART sensor to multidrop mode.
- **WEB VV event**
For the definition of the WEB VV event, further options are now possible:
 - The data transmission can now also be carried out in packed form (Service-login required)
 - The data transmission is now also possible when a predefined measured value change is exceeded
- **PACTware Advanced Scan**
All VEGA DTMs for the plics as well as the plics®plus instrument series were extended by functions to support the PACTware Advanced Scan. In PACTware this function will be available from version 4.1.
- **Placeholder – DTM**
Due to the request of supporting the FDT 1.2.1 Scan, the extension of the device catalogue by the so called Placeholder DTMs for HART, Profibus and FF is required. The mentioned DTMs are also used by the PACTware Advanced Scan.
- **Software update**
Software update is now carried out via the assistant function. The ZIP files from the VEGA download section “Software” can now be used by the DTM before unpacking them first
- **HART parameter MESSAGE**
All HART DTMs for the plics and plics®plus instrument series were extended by the possibility to enter the parameters ”MESSAGE“ or “LONGTAG“.

- Well and flow measurement
The DTMs for the VEGAMET 391 and VEGAMET 624 instrument series had been extended in respect to the setup assistant.
 - A separate user guidance especially for the application of a well measurement was included
 - The setup of a flow measurement is now possible for any curve form by directly entering the flow formula
 - For the setup of a flow measurement for a Parshall flume of Messrs. "ISCO" only the flume type must be known, all other parameters are available in the DTM
- With the three stated extensions, the DTM parameter pages "Adjustment", "Scaling" and "Linearization" are automatically preset with the correct values.

The following errors were removed

- TankCalculation
With the calculation of the linearization curves for cylindrical tanks with different tops, faulty results were caused
- Instrument search
The instrument search of the RS232 DTM finds now also PLICSMOBILE instruments
- Service recording
The principle of operation of the service recording was changed so that it is ensured that all generated files will be updated when quitting the service recording
- Echo curve
In some cases a displacement was caused with the indication of the measured value in the measured value window and the measured value at the echo arrow in the echo curve presentation. The two measured values will now be synchronized.
- Multiviewer
The following errors were removed:
 - The presentation of the device trend files with a recording period of more than 24 days was not possible
 - Fuzzy texts when generating PDF files
 - Problem of the "Go to" function in generated trend data
- VEGAPULS DTM
The following error of the plics@plus DTM was removed:
 - Echo curve in sensor documentation appears in "m" although "ft" is set
 - Software update interrupts from time to time with the message "No communication"
- PROTRAC DTM
The following errors were removed:
 - Measurement of the background radiation or the pulse rate is not possible with instruments with software version 1.01.00
 - Problems with the presentation of the measured value memory (DTM), if measured values occur which are outside the indication range

DTM Collection 12 / 2010

Publication date 17.12.2010



The CD contains the following software components:

- Microsoft .NET Framework	Version 1.1
- Microsoft .NET Framework	Version 1.1 SP1
- Microsoft .NET Framework	Version 2.0
- PACTware™	Version 4.0
- VEGA-DTM:	Version 1.64.0
- VEGADIF 55 DTM:	Version 1.4.129
- HART Communication DTM	Version 1.0.39
- Generic HART DTM	Version 4.03
- Profibus communication DTM	Version 2.10

Note:

In the download section of the VEGA homepage, you have the possibility to download individual software components available on the CD. If you want to use all functions of the *VEGA DTM Collection 12/2010*, keep in mind that you should have the actual version *PACTware™ 4.0* installed.

In general

- All VEGA DTMs on this CD are tested and released for operation under Microsoft® Windows XP, Vista and Windows 7. This applies also to the included PACTware 4.0
- FDT conformity
The VEGA DTMs were developed according to the latest requirements of the FDT Group. They meet the requirements of the FDT 1.2.1 specification but also the requirements of the DTM Style Guide 1.1.
- The VEGA DTMs were tested together with *PACTware™ 4.0* and adapted in an optimum way to the frame applications.
- For a correct function of the new VEGA DTM, .NET-Frameworks 2.0 must be available. The installation of the VEGA DTM is only possible when this requirement is fulfilled. When installing via CD (Autorun), all required software components will be installed automatically.

New functions

- **VEGAMET 391 SIL DTM**

The VEGAMET 391 is now also available as version “SIL classified“ (SIL = safety integrity level). The VEGAMET 391 DTM was adapted respectively to the new version. Apart from the optical signaling of the instrument versions with SIL qualification, the DTM was equipped with an adjustment concept which is designed to the concerns of the parameterization of safety-relevant parameters. This includes the verification of safety-relevant parameters as well as the locking of the instrument.
- **POINTRAC DTM**

The instrument series PROTRAC was completed by type POINTRAC 31. A DTM to support this instrument type was added accordingly to the DTM Collection. The DTM supports the parameter adjustment via HART bus as well as the direct connection via a configuration interface on the instrument side through VEGACONNECT 4.
- **Communication DTMs**

The layout of the communication DTMs VEGA Ethernet and VEGA USB was adapted to the specifications of the DTM Style Guide 1.1.
- **PROTRAC DTM**
 - The import function was completely revised
 - The sensor documentation was completed by different information such as for example “Background radiation“
 - The linearization was revised
 - The diagnostics was completed by further information
 - The setup assistant was revised
- **VEGAPULS DTM**

The DTMs for the plics@plus instrument series were extended by the following functions:

 - Indication of the Device ID adjusted in the instrument
 - The import function can either be carried out with or without address information
 - The structure of the parameter tree in the navigation section of the DTM parameter window was revised
 - Special parameters were completed by the parameter “Overfill safety“
 - Indication of the echo curve offers extended presentation options
 - Measured value memory records now also the reliability
 - Diagnostics information was extended
 - Service recording includes now also the event memory and the parameter modification memory
 - Lock adjustment influences now also the import function
- **VEGA DTM Configurator**

The VEGA DTM Configurator was extended by an option to suppress the function “Load echo curve automatically during connection“. With this, the connection can be accelerated with connections with low transmission rate.

- WEB-VV event
The assistant for creating a WEB-VV event allows now transmission intervals from 15 minutes.

The following errors were removed

- USB driver
The USB driver is now also terminated with a forced termination of the PACTware instance. If this is not possible, a warning is displayed when starting PACTware for the next time.
- Interoperability
Due to interoperability problems, the communication with HART field devices of Messrs. Krohne via a VEGAMET was not possible. The error was removed.
- Echo curve
When showing the echo curves in “Standard resolution“, a compressed echo curve was sporadically shown. The error was removed.
- Multiviewer
Generating a trend curve out of an existing echo recording is now also possible with VEGAFLEX 61 to 66.
- Project assistant
 - Execution of the project assistant with faded out PACTware project window caused a program crash.
 - Under certain conditions, the project assistant integrated the Generic Profibus DTM into the project for all Profibus sensors.
 - VEGABAR 74 HART was not found by the project assistant.
- VEGABAR
With the Profibus versions of VEGABAR, the simulation of SV1 was not possible when the unit “m“ (metre) was used. The error was removed.
- PROTRAC
The communication behaviour on the MGC was improved
- VEGAPULS
The following errors were removed on the DTMs for the plics@plus instrument series:
 - Simulation of the current value when changing over the HART address from Multidrop to Standard functions now
 - The adjustment of the unit for the Secondary Value 2 was not possible with the FF version
 - Indication of the measured value as distance value in the navigation section of the DTM parameter window was not possible
 - Peak values for electronics temperature were not shown in the sensor documentation

Patch 1.63.2

Publication date 5.11.2010



Software patch for bug-fixing of VEGA-DTM version 1.63.0 respectively version 1.63.1.

The patch is only provided as download version:

- Patch 1.63.1 version 1.63.1

The following errors were removed

- plics@plus-sensors:
Due to a malfunction in the WHG device checker functionality of the VEGA-DTM of version 1.63.0 (based on DTM Collection 07/2010), the download of changed parameters into the sensor is blocked.
This problem only refers to the plics@plus sensors with WHG approval.
- plics(R)plus-Sensors:
Crash when applying changes to the device in DTM-parameter page "Lock" or when opening the "About" dialog of DTM-Tools.
This issues were only observed in VEGA-DTM version 1.63.1.
- Interoperability with Freelance 9.2:
Interoperability issue with Freelance 9.2 (FDT frame application of ABB) fixed.
- VEGAPULS SR 68 FF and VEGAPULS WL 61 FF:
The issues on connecting to the mentioned device types having "Foundation Fieldbus" as communication interface are fixed.

There is no need to update the VEGA-DTM when operating other instrument types.

Patch 1.63.1

Publication date 8.9.2010



The CD contains the following software components:

- Patch 1.63.1

version 1.63.1

The following errors were removed

- plics@plus-sensors:
Due to a malfunction in the WHG device checker functionality of the VEGA-DTM of version 1.63.0 (based on DTM Collection 07/2010), the download of changed parameters into the sensor is blocked.

This problem only refers to the plics@plus sensors with WHG approval.

There is no need to update the VEGA-DTM when operating other instrument types.

DTM Collection 07 / 2010

Publication date 13.7.2010



The CD contains the following software components:

- Microsoft .NET Framework	Version 1.1
- Microsoft .NET Framework	Version 1.1 SP1
- Microsoft .NET Framework	Version 2.0
- PACTware™	Version 4.0
- VEGA DTM:	Version 1.63.0
- VEGADIF 55 DTM:	Version 1.4.129
- HART Communication DTM	Version 1.0.39
- Generic HART DTM	Version 4.03
- Profibus Communication DTM	Version 2.10

Note:

In the download section of the VEGA homepage, you have the possibility to download individual software components available on the CD. If you want to use all functions of the *VEGA DTM Collection 07/2010*, keep in mind that you should have the actual version *PACTware™ 4.0* installed.

In general

- All VEGA DTMs on this CD are tested and released for operation under Microsoft® Windows XP, Vista and Windows 7. This applies also to the included PACTware 4.0
- FDT conformity
The VEGA DTMs were developed according to the latest requirements of the FDT Group. They meet the requirements of the FDT 1.2.1 specification as well as the DTM Style Guide 1.1.
- The VEGA DTMs were tested together with *PACTware™ 4.0* and adapted optimally to these frame applications.
- The availability of the .NET-Frameworks 2.0 is a requirement for the correct function of the new VEGA DTMs. The installation of the VEGA DTM is only possible if this requirement is fulfilled. All required software components will be installed automatically when installing via CD (Autorun).

New functions

- **VEGAPULS Foundation Fieldbus (FF) DTM**
The VEGAPULS instrument series (VEGAPULS 61 – 68) is now available in the plics®plus version for Foundation Fieldbus. The DTMs for the new functions were adapted accordingly. The DTMs support the parameter adjustment via the FF bus as well as the direct connection via the configuration interface on the instrument side via VEGACONNECT 4.
- **VEGAPULS SR 68 DTM**
New are the VEGAPULS SR 68 DTMs. Supported is the communication via HART, Profibus and FF but also the direct connection via the configuration interface on the instrument side via I²C.
- **VEGAPULS WL 61 DTM**
New are the VEGAPULS WL 61 DTMs. Supported is the communication via HART, Profibus and FF but also the direct connection via the configuration interface on the instrument side via I²C.
- **PLICSMOBILE DTM**
Also new are the PLICSMOBILE DTMs for support of the communication components PLICSMOBILE and PLICSMOBILE T61.
- **PROTRAC DTM**
Also new are the PROTRAC DTMs for support of the PROTRAC instrument series (MINITRAC, SOLITRAC and FIBERTRAC). The DTMs support the parameter adjustment via the HART bus but also the direct connection via the configuration interface on the instrument side via VEGACONNECT 4.
- **Project assistant**
If the project assistant recognizes when checking the instrument topology that only one instrument is connected, then the corresponding DTM will be opened automatically after adding it to the project window.
- **VEGA DTM Configurator**
The program group “VEGA DTM Tools“ was now completed by the VEGA DTM Configurator. The VEGA DTM Configurator offers the possibility to define different settings for the DTMs in respect to appearance and behaviour in a central position.
- **Sensor documentation**
The sensor documentation of the plics®plus versions was extended by a category for the data of the integrated additional electronics (4-wire HART).
- **Electronics exchange**
The electronics exchange assistant checks the compatibility of the sensor data (XML file) before downloading it into the electronics. There is a differentiation between three categories: Valid, warning, error. If the XML file contains deviating sensor data which are generally compatible with the electronics, only a warning appears, the user decides in this case if the data set should be nevertheless written into the electronics. However, if the XML file contains sensor data with incompatible deviations, then the electronics exchange assistant can only be interrupted.
- **Adjustment**
In the parameter adjustment page “Adjustment“, the actual measured value of the sensor system is now displayed as a guide.

- **Linearization table**
The context menu of the linearization table was extended by the function “Accept measured value”.
- **Download error**
If the limit values are exceeded with one or several parameters when taking over device data, then a clear text message is outputted for the concerned parameters. The same parameter names are used which are also displayed in the DTM parameter pages. The download will be continued after confirming the message.
- **Interoperability**
Due to conceptional features of some FDT frame applications, a possibility was created to present the VEGA DTMs for plics and plics@plus as separate DTMs in the device catalogue. This presentation form can be necessary in Fieldmate (Yokogawa) and Melody (ABB).

The following errors were removed

- **Upgrade to full version**
The upgrade of an existing “Standard version” to a “Full version” is now possible without a preceding deinstallation.
- **VEGAPULS DTM (plics@plus version)**
 - The application type (liquid/bulk solid) is now set correctly with an electronics exchange
 - During connection a WHG instrument is now recognized
 - The simulation of AI FBs for Profibus instruments is now possible
- **VEGABAR 55 HART DTM**
Parameter page Display and Scaling are now displayed.
- **Service recording**
The echo curve file was missing with the service recording. This error was removed.
- **Change address in instrument**
Changing the instrument address is not permitted for users in the user roles “Operator” and “Observer”.
- **Software update**
For the instrument types VEGASON S61 and VEGASON S62, a software update was not possible. This error was removed.
- **Sensor documentation**
After a data import coming from a DTM (version < 1.55.0.0), the calibration date is now displayed correctly.
- **VEGAFLEX 67**
 - In the echo curve indication the caption of the two measured value arrows was exchanged.
 - Level values could not be displayed in the indication of the DTM trend.

-
- Import
 - VEGABAR
When importing data coming from a DTM (version < 1.55.0.0), the adjustment values were not interpreted correctly when a unit of length was used as measured variable.
 - Simulation
The program was interrupted when signs were entered with the simulation. The error was removed.
 - TankCalculation
The graphic presentation of the vessel geometry functions now also correctly with modified measuring unit.

DTM Collection 04 / 2010

Publication date 16.4.2010



The CD contains the following software components:

- Microsoft .NET Framework	Version 1.1
- Microsoft .NET Framework	Version 1.1 SP1
- Microsoft .NET Framework	Version 2.0
- PACTware™	Version 3.6 SP1
- VEGA-DTM:	Version 1.62.0
- VEGADIF 55 DTM:	Version 1.4.129
- HART Communication DTM	Version 1.0.25
- Generic HART DTM	Version 4.01
- Profibus Communication DTM	Version 2.04

Note:

In the download section of the VEGA homepage, you have the possibility to download individual software components available on the CD. If you want to use all functions of the *VEGA DTM Collection 04/2010*, keep in mind that you should have the actual version *PACTware™ 3.6 SP1* installed.

In general

- All VEGA DTMS of this CD are tested and released for use under Microsoft® Windows Vista and Windows 7.
- FDT conformity
The VEGA DTMs were developed according to the latest requirements of the FDT Group. They meet the requirements of the FDT 1.2.1 specification as well as the DTM Style Guide 1.1.
- The VEGA DTMs were tested together with *PACTware™ 3.6 SP1* and adapted optimally to these frame applications.
- For the correct function of the new VEGA DTM, .NET-Frameworks 2.0 is a prerequisite apart from .NET-Framework 1.1. The installation of the VEGA DTM is only possible if these prerequisites are fulfilled. All required software components will be installed automatically when installing via CD (Autorun).

New functions

- **VEGAPULS Profibus DTM**
The VEGAPULS instrument series (VEGAPULS 61 – 68) is now available in the plics@plus version. The DTMs are adapted respectively for the new functionality. The DTMs support the parameter adjustment via Profibus as well as the direct connection via the configuration interface on the instrument side through VEGACONNECT 4.
- **History on parameter changes**
From software version 4.1.0, the VEGAPULS instrument series has a so-called parameter modification memory, recording and storing all manipulations of the parameter settings. The DTMs were extended respectively for the indication and adjustment of this function.
- **Echo curve memory**
From software version 4.1.0, the VEGAPULS instrument series has an instrument-internal echo curve memory. The DTMs were extended respectively for the indication and adjustment of this function.
- **Measurement in the free field**
From software version 4.1.0, the VEGAPULS instrument series has the option "Measurement in the free field". The DTMs were extended respectively.
- **Linearization**
The calculation assistant for linearization curves can be opened now directly in the parameter page "Linearization". Also scaled values can now be used in the table.
- **Optimization of the assistant functions**
Complex adjustments were facilitated already in previous versions by so-called assistant functions. The assistant functions had been extended in such a way that from now on all data are automatically accepted in the instrument after an assistant function was carried out.
- **Echo curve**
The echo curve is now displayed as a standard feature in all parameter adjustment pages where it is helpful to monitor also the curve. The echo data are displayed together with the curve where it is useful for lack of space.
- **Interoperability**
The interoperability problems with frame applications Fieldcare (E+H), Freelance (ABB) and Melodie (ABB) detected in version 1.60.0 are eliminated.
- **Licensing**
For the DTMs of the previous instrument generations (series 40/50), also the complete function volume is now released in the standard version. All DTMs, developed according to DTM Style Guide offer now a possibility for a later input of the licensing code in the "Info on" dialogue. The input of one valid code is sufficient to convert all installed VEGA DTMs to the full version.

The following faults were removed

- VEGAPULS DTM
When the sensor is in error status, this is indicated also in the measured value window.
- VEGAMET DTM
Application images correspond now to the actually used sensor type. Misinterpretations of some data after the import are now removed. An instrument search can now also be started within the assistant to assign inputs. The assistant for creating events was optimised.
- VEGASCAN DTM
The presentation for the measured value window is more clear now and the unit for scaled values is now displayed in the correct way.
- VEGABAR DTM
The DTMs allow now also negative values for adjustment. Also the determination of the permissible limit values was improved.
- VEGACONNECT 4 DTM
The function "Change instrument address" in the context menu of VEGACONNECT 4 DTM was improved.
- PLICSRADIO R62 DTM
The DTM was completed by an indication clarifying the online/offline status.
- PLICSRADIO T61 DTM
The communication problems to VEGAPULS sensors from software version 4.0 are removed.
- PLICSRADIO C62 DTM
The indication of the measurement loop TAG in the measured value view was corrected.
- VEGAMET 391 DTM
Problems during connection to a VEGAMET 391 via USB (if the project was created manually) are removed. The error when writing the Ethernet address in the setup assistant is removed.
- VEGA Multiviewer
The new VEGA Multiviewer supports now also the indication of DTM data files (export files) of former instrument generations of series 40/50. The switching over of the indication from metres to feet was improved. The cover sheet contains now additional information on the improvement of the traceability.
- VEGA DTM Selector
The VEGA DTM Selector works now also under Windows 7.
- False signal suppression
The presentation of the echo curve is now updated after each activity in respect to false signal suppression. The problems occurred sometimes with "Edit false signal" are removed.
- Import function
The rounding of the parameter adjustment values during import has now the same number of commas after the decimal point than that shown in the DTM. The DTM function "Import" was improved in respect to the compatibility test of the DTM data file (export file) and target instrument.
- Print view
The presentation of the X/Y-axis for the echo curve via the function "Print view" was improved.

- **Electronics exchange**
The DTM function “Electronics exchange“ was improved in respect to the compatibility test of sensor data (XML file) and replacement electronics.
- **Simulation**
The limit values for the simulation are converted respectively when using the length unit “ft“.
- **Event memory**
The sorting according to date in the parameter adjustment page “Event memory“functions now.
- **Sensor documentation**
The special parameters are now displayed with index, analogue to the presentation in the DTM.
- **Simulation**
The simulation of measured values in the instrument remains active until it is undone by the DTM. If the connection is not disconnected correctly, the instrument undos automatically the simulation operation after a defined time.
- **Linearization**
The error relating to the assignment of linearization curves for “Venturi“ and ”Palmer-Bowlus“ is removed now. The error existed only with plics instruments with software version < 4.0.

DTM Collection 10 / 2009 SP1

Publication date 23.12.2009

Only available via the download section and plics@plus – Setup DVD 01/2010



The DVD contains the following software components:

- Microsoft .NET Framework	Version 1.1
- Microsoft .NET Framework	Version 2.0
- PACTware™	Version 3.6 SP1
- VEGA DTM:	Version 1.61.2
- VEGADIF 55 DTM:	Version 1.4.129
- HART Communication DTM	Version 1.0.25
- Generic HART DTM	Version 4.01
- Profibus Communication DTM	Version 2.04

Note:

In the download section on the VEGA homepage you have the possibility to load the individual software components available on the DVD. If you want to use all functions of the *VEGA DTM Collection 10/2009 SP1*, make sure that you have installed the actual version *PACTware™ 3.6 SP*.

General information

- The DVD contains all components of the previously supplied CD *VEGA DTM Collection 10 / 2009*. The difference to the CD is that for the DVD some errors in the VEGA DTM had been removed that in the meantime came to our notice so that it will be supplied now with version 1.61.2.

New functions

- VEGABAR 55
The DTM for the measuring principle "Pressure/Hydrostatic" was completed by type VEGABAR 55. Supported is the communication via HART, Profibus and FF but also the direct connection via the configuration interface on the instrument side via I²C.

The following errors were removed

- **Device catalogue**
VEGAMET 391 – DTM and PLICSRADIO – DTMs appear now also under the Turkish MS Windows© in the device catalogue.
- **Multiviewer**
The indication of the parameter adjustment values functions now also for older export files (before version 1.60.0).
- **Interoperability**
The interoperability problems occurring in version 1.60.0 with the frame applications Fieldcare (E+H), Freelance (ABB), Melodie (ABB) and 800xA (ABB) are solved.
- **Import**
Error when importing older export files (from version 1.60.0) is removed.
- **False signal curve**
Error when transmitting manually edited false signal curves is removed.
- **Converting tool**
The converting tool "PW-ProjectConverter.exe" is made available in the installation directory of the VEGA-DTM.
- **Electronics exchange**
With the electronics exchange, also the instrument offset when exchanging a plics electronics module with a plics®plus electronics module is now adapted.

DTM Collection 10 / 2009

Publication date 14.10.2009



The CD includes the following software components:

- Microsoft .NET Framework	Version 1.1
- Microsoft .NET Framework	Version 2.0
- PACTware™	Version 3.6 SP1
- VEGA-DTM:	Version 1.61.0
- VEGADIF 55 DTM:	Version 1.4.129
- HART Communication DTM	Version 1.0.25
- Generic HART DTM	Version 4.01
- Profibus Kommunikations DTM	Version 2.04

Note:

In the download section on the VEGA homepage you have the possibility to load the software components available on CD individually. If you want to use all functions of the *VEGA DTM Collection 10/2009* make sure that you have installed the actual *PACTware™ 3.6 SP1* version.

General information

- All VEGA DTMs on this CD are tested and released for use under Microsoft® Windows Vista and Windows 7.
- FDT conformity
The VEGA DTMs had been developed according to the latest requirements of the FDT Group. They meet the requirements of the FDT 1.2.1 specification as well as the specifications of the DTM Style Guide 1.1.
- The VEGA DTMs had been tested together with *PACTware™ 3.6 SP1* and adapted optimally to these frame applications.
- All contents of the previous setups:
 "DTM plics" ,
 "DTM Communication" and
 "DTM S40_50"
are now combined in the setup *"VEGA-DTM"*.
- For the correct function of the new VEGA DTM, also .NET-Frameworks 2.0 is a prerequisite apart from .NET-Framework 1.1. The installation of the VEGA DTM is only possible if these requirements are fulfilled. With the next installation via CD (Autorun), all required software components will be installed automatically.

New functions

- VEGAPULS with extended functionality
All DTMs of the VEGAPULS instrument series (VEGAPULS 61 – 68) support now also the plics® sensors as well as the plics® sensors with increased functionality. During the project generation via the VEGA project assistant, the changeover is carried out automatically. With manually created projects, the setting can be carried out individually in the DTM under “Configuration”. Supported is the communication via HART as well as the direct connection via the configuration interface on the instrument side via VEGA-CONNECT 4.
- VEGA communication DTMs
All relevant VEGA communication or Gateway DTMs (VEGACONNECT 4, VEGAMET, VEGASCAN, PLICSRADIO) had been extended by the function to differentiate plics® and plics® sensors with increased functionality.
- VEGAMET 391 DTM
The setup assistant offers now also the adjustment of “Linearization” and “Scaling”. The modes for pump control were extended.
- Electronics exchange
All functions of the DTMs previously available in the device catalogue as service DTMs are now shifted to the standard device DTMs. The central function to support the “Electronics exchange“ is now available in the device DTMs under “Device data – Additional functions – Electronics exchange“. Other functions of the service DTM can now be accessed directly in the parameter adjustment window. The previous service DTMs are no more available.
- Set bus address
In the DTMs for HART and Profibus PA sensors, the “Option dialogue” was extended by the entry “Change address in device“. Hence, there is a possibility to change the bus address of a sensor in case the used communication DTM does not offer this function.
- Menu structure in diagnosis pages
The menu structures of the context menus of the parameter adjustment pages “Echo curve“, “DTM trend” and “Device trend” had been adapted.
- Software update
The adjustment interface for the software update was adapted for all DTMs to the requirements of the DTM Style Guide 1.1. For sensors with extended functionality, a procedure for the software update with coded source files was introduced.
- Activity range
To avoid faulty adjustment, the adjustment concept was changed for DTM parameter adjustment pages which can execute separate activities in the instruments – such as for example a “Reset“. For these DTM parameter adjustment pages, the buttons “OK” and “Accept” are generally blocked in the so-called “Activity sector“.
- VEGA Multiviewer
The VEGA Multiviewer was extended by the indication of the new file types from the plics® sensors with increased functionality. Furthermore the functions “Generate trend” and “Compare export files” are again supported with this version.

The following errors were removed

- VEGAFLEX 67 DTM
The function “Calculated DK value” was completed.
- VEGAMET DTM
Resetting of the totalizer with VEGAMET 391 functions now. The combination with VEGADIF 55 was improved. Various errors in the application assistant were removed.
- VEGABAR DTM
The settings for “Application” and “Adjustment” are also accepted correctly after importing the data from the device with the setting “Process pressure”.
- VEGAWELL 5x DTM
The parameter adjustment page “Device trend” is now offered from software version 1.10 of the sensor.
- VEGA Multiviewer
All file types that can be used in the VEGA Multiviewer are now correctly registered in the operating systems. Hence, they can be directly opened by double clicking to the file name in the VEGA Multiviewer. Printing as PDF is now also possible.
When starting, the Multiviewer uses now the lastly selected language in a VEGA DTM.
- VEGA project assistant
The device types VEGADIF 65, VEGAPULS 67 and VEGASON S61 were not found in certain bus structures. This error is now removed.
- False signal suppression
The optical response for the user when executing an action for false signal suppression was improved. Furthermore, an automatic upload of the new curve is automatically carried out after execution.
- Import function
The error message “E129” during the download of imported files with VEGAPULS DTMs does no longer appear.
- Service recording
The DTM function “Service recording” creates now the directory “VEGA-Service” in case it does not exist on the computer.
- Sensor features
Loading of the sensor features can now be carried out as often as requested. With each loading process, the update of the indication in the DTM is carried out.
- Windows with Asiatic character set
On computers with Windows installation using an Asiatic character set, the connection to the instrument was not possible. This malfunction was removed.

DTM Collection 05 / 2009

Publication date 28.5.2009



The CD contains the following software components:

- Microsoft .NET Framework	Version 1.1
- PACTware™	Version 3.6 SP1
- VEGA plics DTM:	Version 1.60.0
- VEGA series 40/50 DTM:	Version 1.55.0.0
- VEGADIF 55 DTM:	Version 1.4.129
- HART Communication DTM	Version 1.0.25
- Generic HART DTM	Version 4.01
- Profibus communication DTM	Version 2.03

Note:

In the download area on the VEGA homepage, you have the possibility to load the individual software components available on CD. If you want to use all functions of the *VEGA DTM Collection 05/2009*, be sure that you have the actual version *PACTware™ 3.6 SP1* installed.

General

- All VEGA DTMs on this CD are tested and released for use under Microsoft® Windows Vista.
- FDT conformity
The VEGA DTMs were developed according to the latest requirements of the FDT Group. They meet the requirements of the FDT 1.2.1 specification as well as the requirements of the DTM Style Guide 1.1.
- The VEGA DTMs were tested together with *PACTware™ 3.6 SP1* and adapted in an optimum way to these frame applications.
- The complete content of the previous setup *DTM plics* and *DTM Communication* is now combined in one setup *VEGA plics DTM*.

New functions


- **VEGAMET 391 DTM**
The VEGA DTMs were completed by the VEGAMET 391 DTM for adjustment of VEGAMET 391. VEGAMET 391 can be connected directly via a USB cable with the PC. Optionally, it is also possible to operate the instrument via Ethernet or RS232.
- **VEGA USB-DTM**
For direct operation of VEGAMET 391 via USB, the communication DTM VEGA USB-DTM was incorporated.
- **VEGADIF 65 DTM**
Also new are the VEGADIF 65 DTMs. The communication via HART, Profibus and FF is supported as well as the direct connection via the I²C configuration interface on the instrument side.

Notes

- **DTM Style Guide**
Except the communication DTMs and the VEGACONNECT DTMs, all DTMs from the setup "VEGA plics DTM" had been equipped with a new graphical user interface according to the DTM Style Guide 1.1.
- **Conversion of the technology**
Together with the conversion of the user interface, also the technology for development of the DTMs on NET 1.1 was converted and an update from the FDT interface to FDT 1.2.1 specification was carried out. Due to the use of new technologies, data (project data, echo curve recordings, trend recordings, etc.) recorded with this DTM version can no longer be processed with the previous versions.
- **Downward compatibility**
Despite the comprehensive conversions, all supplied DTMs are completely downward compatible to all previous instrument versions. Furthermore, all data (project data, echo curve recordings, trend recordings, etc.) recorded with older DTM versions can be further processed with this DTM version.

DTM Collection 10 / 2008

Publication date 6.10.2008



The CD contains the following software components:

- PACTware™ version 3.6
- VEGA DTM Collection 10/2008 with
 - DTM Communication: version 1.55.0.0
 - DTM plics: version 1.55.0.0
 - DTM series 40/50: version 1.55.0.0
 - DTM DIF55 version 1.4.129
- Microsoft .NET Framework version 1.1
- HART Communication DTM version 1.0.25
- Generic HART DTM version 4.01
- Profibus Communication DTM version 2.03

Note:

In the download section on the VEGA homepage you can load the individual software components available on the CD. If you want to use all functions of the VEGA DTM Collection 10/2008, make sure that you have installed the latest version PACTware™ 3.6.

General

- All VEGA-DTM contained on this CD are tested and released for operation under Microsoft® Windows Vista.
- DTM certification
All VEGA DTMs for operation of plics instruments are certified according to the guidelines of the FDT Group.
- FDT conformity
The VEGA DTMs support the FDT 1.20 specification as well as the extensions according to FDT Addendum. They have been tested along with PACTware™ 3.6 and adapted perfectly to this frame application.
- PACTware™ 3.6
The new PACTware™ includes the following revisions:
 - Support of Microsoft® Windows Vista
 - Revision of the user interface:
 - Device catalogue management
 - DTM identification
 - Settings for print function
 - Revised user guide with download function
 - TCI (Tool calling interface) Level 3 for involvement of PACTware™ in engineering systems

New functions


- VEGA signal conditioning instruments as part of an overflow protection (WHG)
The signal conditioning instruments VEGAMET 624 and VEGAMET 625 with Firmwareversion >1.90 are in conformity with the approval principles for overflow protections (ZGÜS) and can basically be used as part of an overflow protection. The respective adjustment of the unit (WHG activation) can be carried out by the customer by means of the new DTMs.
- SIL function
All VEGA sensors which are SIL qualified are available either with fix activated SIL function or with adjustable SIL function. For sensors with fix activated SIL function, the SIL activation cannot be eliminated via DTM (protection against unintentional changes).
- VEGA project assistant
The VEGA project assistant was extended as follows:
 - The search function will now also find DTMs of other manufacturers.
 - The determined values for serial number, tag and address are now also taken over for series 40/50 DTMs.
- VEGA service - DTM
The VEGA service – DTMs were extended as follows:
 - Implementation of the simplified electronics exchange with parameter of local data file.
 - Copy protection in case of deviant instrument type respectively deviant Firmwareversion (electronics / parameter data file) has been cancelled and replaced by warning notices.
- VEGA signal conditioning instruments with RS232 interface
The VEGA signal conditioning instrument DTMs VEGAMET 624, VEGAMET 625, VEGASCAN 693 and PLICSRADIO C62 offer improved support for the Dial-Out function when using „Serial to GPRS“ modems.
- All VEGA DTM
A safety query appears, if data are tried to be transferred into an instrument without synchronisation of the DTM with the instrument. Thus, unintentional overwriting with DTM standard parameter is avoided.
- VEGACONNECT 4 - DTM
The standard setting with VEGACONNECT 4 - DTM for HART Communication is now preset with „Secondary Master“.

The following errors were eliminated

- VEGA Multiviewer
The problem, that in case of „generated trends“ deviations in respect to time synchrony between echo curves and appropriate index markers in the trend occurred, has been eliminated.
- Instrument documentation
The false echo data for VEGAPULS series 60 sensors are taken over in the instrument documentation with immediate effect.

DTM Collection 11 / 2007

Publication date 19.12.2007



The CD contains the following software components:

- PACTware™ version 3.5
- VEGA DTM Collection 11/2007 with
 - DTM Communication: version 1.54.0.0
 - DTM plics: version 1.54.0.1
 - DTM series 40/50: version 1.54.0.0
 - DTM DIF55 version 1.4.129
- Microsoft .NET Framework version 1.1
- HART Communication DTM version 1.0.25
- Generic HART DTM version 3.1.12
- Profibus communication DTM version 2.03

Note:

In the download area of the VEGA homepage you have the possibility to download the individual software components available on CD. If you want to use all functions of the VEGA DTM Collection 11/2007, make sure that you have installed the actual PACTware™ version 3.5.

General

- DTM certification:
All VEGA DTMs for operation of plics instrument series are certified according to the regulations of the FDT-Group.
- FDT conformity:
VEGA DTMs support FDT 1.20 specification as well as all supplements according to the FDT Addendum. They had been tested together with PACTware™ 3.5 and adapted in an optimum way to these frame applications.
- PACTware 3.5
The new PACTware includes the following improvements:
 - Completely new adjustment surface with extended presentation options
 - Possibility to Save/Load PACTware sessions
 - New project presentation option: Plant view
 - Modified presentation in the project window with sorting functions
 - Improved management of the device catalogue
 - Upload/Download manager for specific saving/loading of project parts
 - Improved clipboard function
 - Improved print function with clear project presentation
 - High performance also with very comprehensive projects (1000 nodes and more)
- The layout of the graphic user surface had been improved for the complete VEGA DTM Collection for optimum integration in PACTware 3.5. The adjustment elements now also adapt to the Windows® style.

New functions

- VEGASON S 61 and VEGASON S62 DTMs
The VEGASON DTMs were extended by instrument types VEGASON S 61 and VEGASON S 62. Supported is only the communication via the configuration interface on the instrument side via I²C.
- VEGAWELL 5X DTM
The VEGAWELL DTMs were extended by the DTM VEGAWELL 5X for adjustment of the sensor VEGAWELL 51 HART. Supported is only the communication via HART. The sensor does not have an additional configuration interface on the instrument side.
- SIL for VEGACAL
The VEGACAL DTMs offer now SIL support for VEGACAL types 62, 63, 64, 65 and 66 in HART version.
- Service recording
All plics-DTMs for contactlessly measuring instrument types had been extended in the menu Service functions by the option "Service recording". By starting the "Service recording", all DTM documents are generated and saved automatically which are of relevance in conjunction with service activities (trend recording, echo curve recording and export data).
- Communication protocol: FF
Communication and adjustment of the plics instrument series with interface type FF by means of DTM is now directly possible via the FF-H1 or FF-H2 bus.
- VEGA service-DTMs
To carry out the electronics exchange, the VEGA service-DTMs offer now also two simplified assistant-driven procedures. Furthermore VEGA Service DTMs offer now also an assistant to carry out the offset setting of contactlessly measuring sensors.
- VEGA Multiviewer
The VEGA Multiviewer has been extended by the following analysis functions:
 - Function for simplified comparison of DTM export files
 - Function for generation of temporary trend files from existing echo curve recordings (*.crv files).
- VEGA Ethernet DTM
The VEGA Ethernet-DTM has been extended by the following functions:
 - Support of modem routers
 - Instrument search for instruments with activated DHCP
- VEGA project assistant
The VEGA project assistant has been extended in the following items:
 - Identification of VEGA instruments even if they are using profile-specific IDs
 - Identification of Profibus instruments from other manufacturers (only restricted)
 - Identification of VEGADIF 55
- VEGAMET-DTM
The DTMs for VEGAMET 624/625 and VEGASCAN 693 were adapted to function extension of the stated instrument types. These are mainly:
 - Editing of the instruments as DHCP clients
 - Editing of the application type "Pressurized vessel" (only VEGAMET 625)
 - Indication of a HART communication statistics to judge the communication quality.

The following errors had been removed

-
- VEGAPULS 67 DTM
The malfunction for online parameter adjustment of VEGAPULS 67 for Profibus and FF via DTM has been removed.
 - Tank Calculation
Access to Tank Calculation from the DTM is now also supported by the DTM language "Dutch".
 - Print device documentation
The print function "Print device documentation for PLICSRADIO" works now correctly, previously everything was printed double.
 - Zoom for echo curve presentation
The scaling of the X-axis functions now also without problems with extremely magnified echo curves.
 - Saving of IP addresses
Saving of IP addresses by means of DTMs for VEGACOM 558 functions now.

DTM Collection 01 / 2007 (2)

Publication date 22.3.2007

General

The software component "VEGA DTM Collection: DTMplices 01 / 2007 (2)" turned up as completion to release 01 / 2007. The new software component with version 1.53.0.2 is only available in the download section on the VEGA homepage.

New functions


- VEGAWELL 5x DTM
The VEGAWELL DTMs were completed by type VEGAWELL 5x. Simply communication via HART is supported. The DTM is used for adjustment of VEGAWELL 51.

The following errors had been removed

- Comment field for trend and echo curves is no taken over into the print version.

DTM Collection 01 / 2007

Publication date 15.2.2007



The CD contains the following software components:

- PACTware™ version 3.0 SP4
- VEGA DTM Collection 01/2007 with
 - DTM Communication: version 1.53.0.0
 - DTM plics: version 1.53.0.0
 - DTM series 40/50: version 1.53.0.0
 - DTM DIF55 version 1.4.129
- Microsoft .NET Framework version 1.1
- HART Communication DTM version 1.0.25
- Generic HART DTM version 3.1.12
- Profibus communication DTM version 2.03

Note:

In the download area of the VEGA homepage you have the possibility to download the individual software components available on CD. If you want to use all functions of the VEGA DTM Collection 01/2007, make sure that you have installed the actual PACTware™ version 3.0 SP4.

General

- DTM certification:
All VEGA DTMs for adjustment of the plics instrument series are certified according to the regulations of the FDT group.
- FDT conformity:
VEGA DTMs support FDT 1.20 specification as well as the extensions according to the FDT Addendum. They had been tested together with PACTware™ 3.0 SP4 and adapted optimally to this frame application.

New functions

- From this version, the following instruments are also supported:
 - PLICSRADIO C62, R61, R62, T61 and T62
→ Instrument concept for wireless remote transmission of measured values
 - VEGACONNECT 4
→ Communication adapter for connection to USB-port
 - VEGADIF 55
→ Differential pressure transmitter for connection to HART bus systems
- VEGAPULS 67 DTM
VEGAPULS DTMs had been completed by the VEGAPULS 67 instrument type. The

communication via HART and Profibus as well as the direct connection via the configuration on the instrument side through I²C are supported.


- VEGABAR 51 and 63 DTM
VEGABAR DTMs had been completed by the VEGABAR 51 and VEGABAR 63 instrument types. The communication via HART and Profibus as well as the direct connection via the configuration on the instrument side through I²C are supported.
- Language Dutch
From this version, Dutch can be selected as language for the DTMs. The online help appears for this selection in English.
The language of the displays on the instrument side can be also set to Dutch.
- DTM measured value and diagnostics window
Extended diagnostic options for VEGASCAN and VEGAMET. The progress bar appear now in the status areas of measured value and diagnostics window. For instruments with Ethernet or RS232 interface, the event log on the instrument side can be requested. The diagnostics window offers now information on the quality of the HART communication.
- Linearization curves
For VEGASCAN 693 it is now possible to adjust an individual, programmable linearization curve for each measurement loop. The requirement on the instrument side to use this DTM function is given from firmware version 1.80.
- Dialling connections
The configuration of the RS 232 interface for communication protocol "PPP" was simplified in respect to the setting for Internet operation via modem (Dial-in / Dial-out). This concerns instrument types VEGAMET 624/625, VEGASCAN 693 as well as PLICSRADIO C62.
- Project assistant
The VEGA project assistant (PACTware 3.0 AddIn) supports now the automatic instrument search via USB interface for VEGACONNECT 4.
- Message list
The event list of VEGAMET 624/625, VEGASCAN 693 as well as PLICSRADIO C62 was extended for operation with Web-VV.
E-mail and SMS messages can now also be triggered in interval mode.
- SIL mode
The DTMs of VEGAPULS 68, VEGABAR 51, VEGABAR 61 and VEGASON 6x instrument types offer now the activation of the SIL mode.
- VEGA Multiviewer
Extension of the instrument documentation in respect to information in the footer, adaptation of the cover sheet and instrument identification.
Improvement of the readability when using very long file names for echo curve recordings.
Also extended search functions for DTM trend and device trend recordings.
- Special parameters
New special parameters "Overfill recognition with product type liquid" and "Correction of the spreading speed" for VEGAFLEX plics sensors (except FLEX 67).

The following errors had been removed

-
- **Service DTM**
The Service DTM supports now the configuration of plics replacement electronics units also if these are available without basic initialisation (instrument type = 60).
 - **Service DTM**
The instrument type was not displayed with ultrasonic PLICS sensors VEGASON 61 to 63.
 - **Import function**
Depending on the initial conditions, not all imported data were transmitted to the instrument after an import. In future, all customer parameters as well as all special parameters (if they were selected for import) are marked as “changed” after an import. This ensures that all imported values – unaffected by the last project status – will be transferred to the instruments with the next download.
 - **DTM trend**
The DTM trend recording with PULS 61 HART did not function with certain basic conditions.
 - **Device trend**
The device trend recording with VEGAMET 624/625 and VEGASCAN 693 could not be started with certain basic conditions.

DTM Collection 04 / 2006

Date of issue 26.4.2006



The CD includes the following software components:

- PACTware™ Version 3.0 SP3
- VEGA DTM Collection 4/2006 with
 - DTM Communication: Version 1.51.0.0
 - DTM plics: Version 1.51.0.1
 - DTM Series 40/50: Version 1.42.0.0
- Microsoft .NET Framework Version 1.1
- HART Communication DTM Version 1.0.17
- Generic HART DTM Version 3.1.6
- Profibus Communication DTM Version 2.02

Note:

In the download area of the VEGA homepage you can download the individual software components that are contained on the CD. If you want to benefit from all functions of VEGA DTM Collection 4/2006, please make sure that the updated PACTware™ version 3.0 SP3 is installed.

General

- DTM certification:
All VEGA DTMs for adjustment of the plics instrument series are certified according to the guidelines of the FDT group.
- FDT conformity:
The VEGA DTMs support the FDT 1.20 specification as well as the extension according to the FDT Addendum. They were tested with PACTware™ Version 2.4 SP2 and PACTware™ 3.0 SP3 and optimally adapted to this frame application.
- Interoperability:
The VEGA DTMs are also suitable for all frame applications having implemented the FDT 1.2 Standard with FDT Addendum. VEGA is an active member of the working group „FDT Interoperabilität“ of the FDT Group.
- PACTware 3.0 SP3
VEGA DTM Collection is supplied with the latest PACTware version. Beside smaller bugfixes, this version was improved in respect to instrument interoperability. Thus, the stability of PACTware could again be improved in systems with heterogeneous instrument configuration. In addition, PACTware 3.0 SP3 offers now the adjustment in Russian language (Online assistance excluded)

New functions

- **VEGACAL 67**
The DTMs for the “capacitive” measuring principle had been supplemented by VEGACAL 67. The communication via HART and Profibus is supported, as well as the direct connection via the configuration interface on instrument site via I²C.
- **VEGAPULS 61 – 63 with increased sensitivity**
The VEGAPULS DTMs had been adapted to the instrument versions with increased sensitivity (illustration of the echo curves, documentation, Import/Export function).
- **VEGALOG DTM**
When reading out the instrument data, VEGALOG DTM checks, if Profibus and VBUS sensors configured to the measurement loops are actually connected, otherwise the VEGALOG DTM reacts with a warning notice.
Measured value limitations can now also be activated for VEGALOG measurement loops, the same applies to the current outputs. .
- **Analysis of echo curves**
To simplify the comparison of echo curves, the zoom function was extended by the direct input of zoom fields. This extension concerns all VEGAPULS, VEGASON and VEGAFLEX DTM of the plics series and the VEGA Multiviewer.
- **VEGA Ethernet DTM**
The VEGA Ethernet DTM now stores the IP addresses of the Ethernet instruments assigned to the project, even if no licensing for the signal conditioning instrument DTM was carried out.
- **PLICSCOM with backlight**
The updated version of PLICSCOM is provided with a backlight. The backlight can be activated and deactivated by means of the DTMs of the instrument families VEGASON, VEGAPULS, VEGAFLEX, VEGABAR and VEGACAL.
- **PLICSCOM – language adjustment**
The updated version of PLICSCOM is provided with a backlight. The languages “Chinese” and “Japanese” can be activated by means of the DTMs of the instrument families VEGASON, VEGAPULS and VEGAFLEX.
- **VEGAFLEX DTM**
With VEGAFLEX DTM (plics series) basic adjustments can be easily carried out by easy selecting the application type. In addition the VEGAFLEX DTM supports the evaluation of the current DK value of the product to be measured.
- **Adaptation to ABB systems**
The VEGA DTM (plics series) had been optimised under ABB systems in respect to multi-user operation and bus configuration.

The following errors had been removed


- VEGAPULS DTM
The input of the tube inner diameter in feet is possible now.
- Import function
Import of special parameters is now possible.
- Software update
The DTMs of the instrument families VEGASON, VEGAPULS, VEGAFLEX, VEGABAR and VEGACAL enable now the cancellation of a software update.
- VEGA Multiviewer
With the illustration of trend records in the VEGA Multiviewer the axis identifications for VEGALOG and VEGAMET/SCAN had been improved, with VEGALOG trend records the wrong indications of the units had been removed.
- VEGA Tank Calculation
When importing tank geometries linearisation curves can now also be imported, which only use a section of the tank.

Program internal

- From this version the monitoring system of the running time "NuMega" operates only in the so-called Silent-Mode. Possibly occurring program internal conflicts are only displayed in the background. The previous error dialog is stopped.

DTM Collection 10 / 2005

Publication date 21.11.2005



The CD includes the following software components:

- PACTware™ Version 3.0 SP2
- VEGA DTM Collection 10/2005 with
 - DTM Communication: Version 1.50.0.0
 - DTM plics: Version 1.50.0.0
 - DTM series 40/50: Version 1.42.0.0
- Microsoft .NET Framework Version 1.1
- HART Communication DTM Version 1.0.17
- Generic HART DTM Version 3.1.6
- Profibus communication DTM Version 2.02

Note:

In the download section on the VEGA homepage you can load the individual software components included on the CD. If you want to use all functions of the VEGA DTM Collection 10/2005, you should make sure that you have installed the actual PACTware™ version 3.0 SP2.

General

- Certification:
All VEGA DTMs for adjustment of the plics instrument series are certified acc. to the directives of the FDT-Group.
- Interoperability:
VEGA DTM support FDT 1.20 specification as well as the extensions acc. to FDT Addendum. They had been tested along with PACTware™ version 2.4 SP2 or PACTware™ 3.0 SP2 and adapted in an optimum way to these frame applications. VEGA DTMs are also suitable for use in all frame applications having the FDT 1.2 Standard with FDT Addendum implemented.

New functions

- **VEGACAL 69**
DTMs for the “capacitive” measuring principle had been completed by VEGACAL 69. Communication via HART and Profibus as well as the direct connection via the configuration on the instrument side via I²C are supported.
- **Adequate VEGALOG DTM**
Supplementary to the previous function of the VEGALOG-DTM as pure Gateway-DTM, also the function as instrument-DTM is available. Hence also the communication and creation of measurement loops can be carried out centrally in the VEGALOG-DTM. Previously the adjustment software VVO had to be used. The adjustment is harmonised and is carried out in the same way as for the known VEGA-DTMs.
Note:
 - For operation as instrument-DTM a CPU software 2.0 or higher must be used in VEGALOG 571.
 - Only the basic application types are supported. See “Function overview VEGALOG” in the download section of the VEGA homepage for detailed information
- **Profibus PA sensors of individual manufacturers on VEGALOG 571**
In future it is possible to combine individual Profibus PA sensors (acc. to profile 3) with the VEGALOG-DTM. Requirement is firmware version 2.0 of the VEGALOG 571 CPU as well as firmware version 1.50 of the VEGALOG 571 EP card. If the manufacturer of the respective Profibus PA sensors delivers a corresponding DTM, this possibility offers a smooth integration of individual Profibus PA sensors in VEGALOG 571 from the hardware to the adjustment.
- **VEGA Generic Profibus DTM**
If there is no corresponding DTM for the Profibus PA sensor available when creating measurements on VEGALOG 571, the VEGA Generic Profibus DTM can be used instead. However, the use implies detailed knowledge of the Profibus specification and is only recommended in exceptional cases.
- **Functional safety acc. to SIL**
For most plics sensors with HART connection, there is now the possibility to operate them in safety-relevant measuring systems acc. to SIL 2 or SIL 3. The DTMs offer suitable support of this mode in respect to the preparation of the sensors and a permanently available indication of this operating condition in the DTMs.
The following plics sensors are supported:

VEGASON 61-63	from firmware version 3.26
VEGAFLEX 61-66	from firmware version 3.23
VEGABAR 52, 54, 61, 54-67	from firmware version 3.22
VEGAPULS 61-66	from firmware version 3.22
- **VEGA project assistant**
The VEGA project assistant can now also be used for automatic configuration of Profibus projects. Requirement is a preconfigured Profibus communication DTM in the project. Furthermore the VEGA project assistant now also takes over DTMs of other manufacturers into the project tree, as far as they can be clearly assigned to the instrument.

- **VEGAMET/VEGASCAN**
From firmware version 1.60, VEGAMET 624 / 625 and VEGASCAN 693 offer the following new functions:
 - integrated data logger
 - SMS messages via VEGAMET
 - WHG approvals
 - Access protection for RS 232 connectionFrom this version, the VEGAMET/VEGASCAN DTMs offer complete support for the creation as well as use of the new VEGAMET functions.
- **VEGAMET/VEGASCAN**
From firmware version 1.70, VEGAMET 624 / 625 and VEGASCAN 693 offer the following new functions:
 - Tendency recognition
 - Pump controlFrom this version, the VEGAMET/VEGASCAN DTMs offer complete support for the creation as well as use of the new VEGAMET functions.

The following errors had been removed


- **Multiviewer**
Loading of echo curve recordings (CRV files) from CD is now supported.
- **Modem connections**
The automatic project configuration via a modem connection is now possible.
- **Operate DTM via keyboard**
The pre-allocation and sequence of the DTM adjustment elements was optimised for the keyboard-oriented use.

Download of a DTM

The download of instrument data of a VEGAMET/VEGASCAN Default-DTM can now also be carried out before creating a measurement loop.

DTM Collection 04 / 2005

Publication date 26.4.2005



The CD includes the following software components:

- PACTware™ version 3.0
- VEGA DTM Collection 4/2005 with
 - DTM Communication: version 1.45.0.0
 - DTM plics: version 1.45.0.0
 - DTM series 40/50: version 1.42.0.0
- Microsoft .NET Framework version 1.1
- HART Communication DTM version 1.0.17
- Generic HART DTM version 3.1.6
- Profibus communication DTM version 1.10 (84)

Note:

In the download section of the VEGA homepage you can load the individual software components available on the CD. If you want to use all functions of the VEGA DTM Collection 4/2005, you should take care that you have installed the current PACTware™ version 3.0.

General

- **Interoperability:**
The VEGA DTMs support FDT 1.20 specification as well as the extensions acc. to FDT Addendum. They were tested together with PACTware™ version 2.4 SP2 or PACTware™ 3.0 and adapted perfectly to these from applications. The VEGA DTM are also suitable for use in all frame applications having the FDT 1.2 Standard with FDT Addendum implemented.
- **Microsoft .NET Framework:**
PACTware™ 3.0 was completely revised and uses now the latest software technologies like Microsoft .NET.
This conversion enables use of more efficient memory management mechanism and capsulation of the individual DTMs. This means also that before installing PACTware™ 3.0, Microsoft .NET-Frameworks must be installed.
- **Profibus communication DTM:**
The supplied Profibus communication DTM of Messrs. Softing is free of charge for PACTware 3.0 projects where licensed VEGA DTMs are used and can be used without any limitation.

New functions

- From this version, the following instruments are also supported:
 - VEGACAL 62, 63, 64, 65 and 66 *plics* HART, Profibus PA, Fieldbus Foundation*
 - VEGAFLEX 63 HART, Profibus PA, Fieldbus Foundation*

* The DTM adjustment of instruments with communication interface acc. to Fieldbus Foundation is currently limited to the access via the configuration interface (I²C) on the instrument side.


- New DTMs for the “Capacitive” measuring principle are now available (see above typ overview). Communication via HART and Profibus as well as the direct connection via the configuration interface on the instrument-side via I²C are supported.
- The DTMs for the measuring principle “Guided microwave” were completed by type 63. Communication via HART and Profibus as well as the direct connection via the configuration interface on the instrument-side via I²C are supported.
- The DTMs for VEGAMET 624 / 625 and VEGASCAN 693 allow for the first time the creation of particularly adapted measurement loops for the sensor type VEGACAL. On the instrument-side the respective function will be available for the first time with version 1.40.
- The DTMs for VEGAMET 624 / 625 and VEGASCAN 693 offer now also the possibility to change over to the VEGA-ASCII communication protocol. This protocol offers simple access to measured values via own applications. On the instrument side, this function is offered in version higher than 1.40. Furthermore instruments must be equipped either with an Ethernet interface or an RS232 interface.
- The DTMs for VEGAMET 624 / 625 and VEGASCAN 693 were optimised in respect to the creation and administration of mailing lists. The mailing lists contain all defined events and addressees of event-controlled messages.
- The VEGA-specific PACTware-AddIn “VEGA project assistant” was extended for us in local networks (LAN). If the VEGA project assistant has found several VEGA systems within a local network, a checkbox dialog appears delivering a list of all found VEGA measuring systems allowing a specific selection of certain VEGA measuring systems. This mode can be switched off.

The following errors were removed

- Fault rectifications/optimisations with VEGAMET DTM (context-sensitive help, formatting and contents of the instrument documentation, warnings).
- Fault rectifications/optimisations with VEGABAR DTM (formatting and contents of the sensor documentation, conversion in mmHg and inH₂O).
- Fault during connecting to VEGAFLEX in version 1.21 and 1.23

DTM Collection 10 / 2004

Publication date 13.12.2004



The CD includes the following software components:

- PACTware™ version 3.0
- VEGA DTM Collection 10/2004 (version 1.42.0.0)
- Microsoft .NET Framework version 1.1
- HART Communication DTM version 1.0.17
- Generic HART DTM version 3.1.6
- Profibus communication DTM version 1.10 (84)

Note:

In the download area on the VEGA homepage you can load the individual software components available on the CD. If you want to use all functions of the VEGA DTM Collection 10/2004, make sure that you have installed the current PACTware™ version 3.0.

General

- **Interoperability:**
The VEGA DTMs support FDT 1.20 specification as well as the extensions acc. to FDT Addendum. They have been tested together with PACTware™ version 2.4 SP2 or PACTware™ 3.0 and adapted in an optimum way to these frame applications. The VEGA DTMs are also suitable for use in all frame applications having the FDT 1.2 Standard with FDT Addendum implemented.
- **Microsoft .NET Framework:**
PACTware™ 3.0 was completely revised and uses now latest software technologies like Microsoft .NET.
This conversion enables the use of more efficient memory management mechanisms and wrapping of the individual DTMs. This means also that before installing PACTware™ 3.0, it is absolutely necessary to install Microsoft .NET-Frameworks.
- **Profibus communication DTM:**
The supplied Profibus communication DTM from Softing requires no longer an own licensing. In PACTware 3.0 projects where licensed VEGA DTMs are used, the Profibus communication DTM functions now without limitations.
- **Setup for VEGA DTM Collection:**
The previous setup of VEGA DTM Collection was splitted into three single setups. Hence users requiring only parts of the VEGA DTM Collection can make selections. Furthermore the download times from the VEGA homepage reduce.

New functions

- The following interfaces/instruments are also supported beginning with this version:

- VEGABAR	54 <i>plics</i>	HART, Profibus PA, Fieldbus Foundation*
- VEGASCAN	693	via VEGACONNECT, Ethernet, RS 232

* The DTM adjustment of instruments with communication interface acc. to Fieldbus Foundation is currently limited to the access via the configuration interface (I²C) on the instrument side.

- New DTMs for the meas. principle 'Pressure/Hydrostatic' are now available (see above type overview). The communication via HART and Profibus as well as the direct connection via the configuration interface (I²C) on the instrument side are supported.
- A DTM for VEGASCAN 693 is also included. Configuration is made via VEGACONNECT (I²C interface) or directly via an additional RS 232 or Ethernet interface. Up to 15 HART sensors can be connected. You will find further information in the operating instructions manual of "VEGASCAN 693" or in the online help of VEGASCAN DTM.
- Configuration of event-controlled messages
Instrument types VEGAMET 624 / 625 and VEGASCAN 693 support the transmission of e-mails in case of pre-defined events. All corresponding DTMs had been revised and support the creation of an e-mail account, the definition of events as well as the creation of the respective message.
- The DTMs for VEGAMET 624 / 625 support also the adjustment via the interfaces RS 232 and Ethernet.
- The DTMs for VEGAMET 624 / 625 and VEGASCAN 693 support now the creation of flow measurements. Especially on VEGAMET 624 / 625 the pulse output can be also assigned to the measurement loops for flow measurement.
- The creation of interface measurements can now be carried out in a simple way by the DTM VEGAMET 625 by a so called assistant.
- The standard installation directory of the VEGA DTM Collection was modified. The VEGA DTM Collection installs now under C:\Programme\VEGA\VEGADTM
- The VEGA Ethernet DTM was completely revised. In the actual version it is possible to use several Ethernet-capable VEGA instruments at the same time via only one Ethernet DTM. In addition, functions for address management of the cascade DTMs as well as for automatic instrument search were completed.
- The VEGA-RS 232 DTM was extended. Additional functions for address management were added via the DTM context menu.
- The installation routines of the VEGA DTM Collection install in addition the PACTware-AddIn "VEGA Projektassistent". This AddIn fits automatically in the surface of PACTware 3.0. This activates the function extension enabling the automatic configuration of PACTware projects.
Currently the VEGA project assistant supports the automatic configuration of projects with VEGA instruments via the VEGA RS 232 DTM and the VEGA Ethernet DTM. If the VEGA project assistant finds unknown HART instruments, the assistant adds instead the Generic HART DTM (if installed).
- DTM trend function was extended, this functions now saves and visualises also additional status information.

The following errors were removed


- The setting for recording of scaled values in the device trend was previously not possible for plics sensors with HART interface.
- Error in the documentation of series 40/50 HART sensors (scaling) as well as VEGAMET 624/625 (display settings) is removed.
- Error when opening the diagnostics page for series 40/50 Profibus sensors is removed.

Program-internal

- The mechanisms for monitoring multi-access to an instrument can be now switched off. Switching off can be necessary for systems with very low data throughput.

DTM Collection 04 / 2004

Publication date 8.4.2004



The CD contains the following software components:

- PACTware™ version 2.4 SP2
- VEGA DTM Collection 4/2004 (version 1.40.0.0)
- HART protocol driver version 1.4.10
- Generic HART DTM version 2.0.11
- Profibus communication-DTM version 1.0 (62)
 - 30 days test version -

Note:

In the download area of the VEGA homepage you have the possibility to load the individual software components contained on the CD. If you want to use VEGA DTM Collection 4/2004 make sure that you have installed the up-to-date PACTware™ version 2.4 SP2.

General

- Interoperability:
The VEGA DTMs support the FDT 1.20 specification as well as the extensions acc. to FDT Addendum. They were tested together with PACTware™ version 2.4 SP2 and adapted perfectly to this frame application. The VEGA DTMs are also suitable for the use in all frame applications having the FDT 1.2 standard implemented.
- From now on you have the possibility to enter our new mailing list online. An easy access to this list is possible via the program group “VEGA - DTM Tools - Mailinglist DTM-Collection“

New functions

- The following interfaces/instruments are also supported from this version:

- VEGASON	64, 65, 66 <i>plics</i>	HART, Profibus PA, Fieldbus Foundation*
- VEGAPULS	68 <i>plics</i>	HART, Profibus PA, Fieldbus Foundation*
- VEGAFLEX	66, 67 <i>plics</i>	HART, Profibus PA, Fieldbus Foundation*
- VEGAMET	624, 625	via VEGACONNECT

* The DTM adjustment of instruments with communication interface acc. to Fieldbus Foundation is currently limited to the access via the configuration interface (I²C) on the instrument side.

- New DTMs for the meas. principles ‘Ultrasonic’, ‘Radar’ and ‘Guided microwave’ are now available (see Type overview on top of the page). Supported are the communication via HART and Profibus, but also the direct connection via the configuration interface I²C on the instrument side.

- New DTMs for the VEGAMET 624 and VEGAMET 625 signal conditioning instruments are now also included. The configuration is made via VEGACONNECT (I²C interface), connected can be 4-20mA sensors but also HART sensors. For further details see operating instructions manual “VEGAMET 624/625” or online help of the VEGAMET DTMs.
- The adjustment of the DTM address was adapted to the FDT specification. Previously the target address must be set individually for each sensor via the context menu. This function was now shifted to the context menu “Modify DTM addresses” of the superior communication-DTM. Hence the adjustment can be carried out in centralised position.
- The DTMs now use for saving of echo curves, trends and export files always a common, individually selectable directory. This directory is valid until another directory is selected for one of the stated file types with “Save as”.
- For all DTMs supporting the recording of echo curves (VEGAPULS, VEGAFLEX und VEGASON) an optimised procedure was implemented. This new procedure has considerably reduced the loading times as well as the data volume.
- The modes for recording of echo curves were extended. Via the menu Echo curve, the recording mode of the echo data as well as the echo curve can be modified.
- The standard setting for the trend recording was modified. The trend recording is no longer started automatically during connection.
- The functional volume of the DTM-Tools Multiviewer was extended. The Multiviewer can now also process device trends. Trend curves can now also be exported as ASCII files.
- To simplify the exchange of electronics modules, so called Service-DTMs are now available. Due to these DTMs it is possible to reset new electronics modules easily to the delivery status of the original electronics.
- The DTMs for adjustment of plics sensors offer now a direct link to the VEGA download area. Via the menu entry “Help – Instrument documentation in the web” you reach by only one key push the suitable documents to the opened DTM.
- In addition to the previously adjustable languages, the DTMs now offer also the language “Italian”. The switching over concerns the complete adjustment as well as the online help.

The following errors were removed

- Interruption of the long-terms recordings of echo curves or DTM trends without interaction of the user.
- The previously valid limitations concerning the trend functions during operation in the FDT1.2 frame applications of ABB are no longer applicable.

DTM Collection 10 / 2003 (2)

Publication date 19.12.2003

General


The software component "VEGA DTM Collection 10 / 2003 (2) Build 1.36.0.1" includes only failure removals against release 10 / 2003 and is only available in the download area.

The following failures were removed

- Licensing problems with meas. principle "Ultrasonic" and plics sensors
- Identification problem of the service-DTM with meas. principle "Ultrasonic" and plics sensors
- Further smaller bugfixes against release 1.36.0.0

DTM Collection 10 / 2003

Publication date 20.10.2003



The CD includes the following software components:

- PACTware™ version 2.4 SP2
- VEGA DTM Collection 10/2003 (Build 1.36.0.0)
- HART protocol driver version 1.4.10
- Generic HART DTM version 2.0.11
- Profibus communication DTM version 1.0 (62)
 - 30 days test version -

Note:

In the download section on the VEGA homepage you can load the individual software components available on the CD. If you want to use the VEGA DTM Collection 10/2003, make sure that you have installed the latest version PACTware™ version 2.4 SP2.

General

- The VEGA DTMs support the FDT 1.20 specification as well as the extensions acc. To FDT Addendum. They have been tested along with PACTware™ version 2.4 SP2 and adapted perfectly to this frame application.
- The set-up offers now partial installations of DTMs separated acc. to measuring principles.

New functions

- Since this version, the following interfaces/instruments are supported in addition:
 - VEGASON 61, 62, 63 plics HART, Profibus PA, Fieldbus Foundation*
 - VEGAPULS 61, 62, 63, 65, 66 plics Fieldbus Foundation*
 - VEGAFLEX 61, 62, 65 plics Fieldbus Foundation*
 - VEGABAR 52, 53 plics Fieldbus Foundation*
 - VEGABAR 61, 64, 65, 66, 67 plics Fieldbus Foundation*

* The DTM adjustment of instruments with communication interface acc. to Fieldbus Foundation is actually limited to the access via the configuration interface (I²C) on the instrument side.

- New DTMs for the measuring principle ‚Ultrasonic‘ with plics instruments are now available (see VEGASON type overview on top). Communication via HART and Profibus as well as the direct connection via the configuration interface (I²C) on the instrument side are supported.
- All DTMs for operation with plics instruments have now the function ‚Instrument trend‘. By means of this function you can make all necessary settings in the respective plics instrument for recording of measured values. In addition, these DTMs offer also functions to read out and analyse the recordings. DTM versions history Faist - 9 - 22. October 2003


- The procedure to adjust the display format for the PA-OUT value (with Profibus PA sensors) was changed. The setting is now made via a separate list box independent of the setting in OUT-SCALE.
- The standard settings for the VEGA RS232 – DTM (COM-Port, parity) can be now made via a separate configuration file from the user
- For operation under the Frame-Application Symphonie (ABB) some adaptations were made. The functions printing, trend and linearisation by means of the tank calculation are not available in this frame. The GSD files are now saved in an editable version in the installation directory of the DTM Collection.

The following faults were removed

- In the function 'Update instrument software' there were often communication errors or non-reproducible indications of the progress bar. The reasons for this were localised and the wrong function removed
- Up to now, the configuration of pressure transmitters series D90 (Profibus PA) for cyclical communication in ABB systems was not possible.

DTM Collection 06 / 2003

Date of publication 10.06.2003



The CD includes the following software components:

- PACTware™ version 2.4 SP2
- VEGA DTM collection 06/2003 (Build 1.35)
- HART protocol driver version 1.4.0
- Generic HART DTM version 2.00
- Profibus communication DTM version 1.00 (62)
- 30 days test version -

Note:

The software components included on the CD can be individually downloaded on the VEGA homepage. If you want to use VEGA DTM collection 06/2003, please make sure that you have installed the current PACTware™ version 2.4 SP2.

General

- The VEGA DTMs support the FDT 1.20 specification as well as the extensions acc. to FDT Addendum. They have been tested together with PACTware™ version 2.4 SP2 and optimally adapted to these frame applications.

- The program group ,DTM Tools' has been extended by "VEGA multiviewer". The VEGA multiviewer is a universal viewer for all documents which can be generated in conjunction with VEGA DTM. The VEGA multiviewer enables the evaluation and analysis of all echo curve records, trend recording and export data file without opening of a PACTware project.

New functions


- The following interfaces/instruments are additionally supported:

- VEGAPULS	61, 62, 63, 65, 66 <i>plics</i>	HART, Profibus PA
- VEGAFLEX	61, 62, 65 <i>plics</i>	Profibus PA
- VEGABAR	52, 53 <i>plics</i>	Profibus PA
- VEGABAR	62, 64, 65, 66, 67 <i>plics</i>	Profibus PA
- VEGABAR	74, 75	HART
- New DTMs are available now for the measuring principle ,Radar' with plics-instruments (please compare the above survey of VEGAPULS versions). The communication via HART and Profibus is supported as well as the direct connection via the configuration interface via I²C.
- Instrument documentations can be produced and printed with cover sheet now.
- The info window and the heading of the instrument documentation include additional information of the actually used DTM version now.

-
- All plics instruments have the option to check or change the PIN.
 - All plics instruments with Profibus communication interface have the option to configure an “additional PA value” for the Profibus communication.
 - All plics instruments of VEGABAR series have the adjustment option to select the application type (“process pressure” and “level”).
 - For all plics instruments of VEGAPULS series the optimum adaptation of the signal processing to the vessel conditions or product characteristics is carried out via easily applicable “application parameters”
 - A service DTM will be supplied for a simplified exchange of the electronics of plics sensors (e.g. alterations, repairs, tests); the service DTM can be activated by a suitable release. The service DTM ensures the generation of an exact copy of instruments already supplied. The data necessary can be read out from an available sensor or if the serial number is known of a formerly supplied sensor it can be loaded via the VEGA homepage.

DTM Collection 03 / 2003

Publication date 21.03.2003



The program package contains the following software components:

- PACTware™ version 2.4 SP2
 - VEGA DTM version 1.33
 - HART protocol driver version 1.4.0
 - Generic HART DTM version 2.00

General

- VEGA DTMs support FDT 1.20 specification as well as extensions acc. to FDT Addendum. They had been tested with PACTware™ version 2.4 SP2 and adapted perfectly to this frame application.
- In the program group 'VEGA', a subdivision 'DTM Help' and 'DTM Tools' was made. DTM Help contains now the instruction 'First steps' in four languages. DTM Tools contains 'DTM Licensing' as well as 'Tank Calculation'.

New functions

- The following interfaces/instruments are supported in addition since this version:

- VEGASON	51, 52, 53, 54, 55, 56	Profibus PA
- VEGAPULS	41, 42, 43, 44, 45	Profibus PA
	51, 52, 53, 54, 56	Profibus PA
- VEGAFLEX	51, 52, 54, 55	Profibus PA
- VEGABAR	40, 41, 44	Profibus PA
- VEGA D series	90, 91, 94, 95, 96, 97	Profibus PA
- VEGALOG	571	RS 232, Ethernet
- VEGALOG	EV	VBUS
- VEGALOG	EP	Profibus PA
- VEGA protocol driver for		Ethernet
- The VEGA protocol driver for RS 232 was converted. It now uses the same layout like the sensor-DTM. Furthermore, comprehensive functions for support of remote parameter adjustments via modem were added.
- The VEGALOG DTMs were realised in form of pure communication-DTMs. It is hence possible, to generate PACTware projects for VEGA sensors connected to VEGALOG EV or EP cards and to carry out the parameter adjustment of VEGA sensors via VEGALOG 571.
- The VEGALOG 571 DTM offers the function 'Instrument search'. It is now possible to search module cards EV or EP and to generate the project tree automatically (based on a project of VEGA RS232 or VEGA Ethernet with VEGALOG 571 DTM).

- Also VEGALOG EV and EP DTM offer the function 'Instrument search'. It is now possible to search connected sensors and to generate the project tree automatically (based on a project of VEGA RS232 or VEGA Ethernet with VEGALOG 571 DTM and one or several VEGALOG EV or EP DTMs).
- The presentation and adjustment of user programmable linearisation curves in the info section were revised. The linearisation is now also possible in scaled values or can be displayed.
- Further revisions in the info section were made under 'Trend' and 'Echo curve'. Besides several optimisation, the menu item 'Info' had been added. It is now possible, to get information on the actual status of recordings.
- The structure of the parameter tree in the navigation section for plics-HART sensors was changed.
- The measured value display 'Temperature' is deleted for VEGABAR 61 and 65.
- The documentation function of the DTMs was revised. The section Instrument data was extended by the instrument address and applied DTM versions.
- The DTM adjustment is now also possible in the languages German, English, French, Spanish and Russian.
- The online help of the DTMs is now available in the languages German, English, French and Spanish.

The following errors were eliminated

- The error messages of the different DTMs in case of problems during connection or general communication problems were sometimes very rudimentary and difficult to allocate. Often several messages for the same problem were outputted subsequently. In future only one message will be sent, collecting all messages in the context.

DTM Collection 11 / 2002

Publication date 15.12.2002



The program package contains the following software components:

- PACTware™ version 1.4
- HART protocol driver version 1.4.0
- VEGA DTM version 1.31

Note:

If you have loaded the DTM Collection from the download area, the software component PACTware™ version 1.4 SP1 will be included.

General

- VEGA DTMs support FDT 1.20 specification. They had been tested with PACTware™ version 1.4 SP1 and adapted perfectly to this frame application.

New functions

- The following interfaces/instruments are supported in addition since this version:

- VEGABAR	42	HART
- VEGABAR	52, 53 <i>plics</i>	HART
- VEGABAR	61, 64, 65, 66, 67 <i>plics</i>	HART
- VEGAFLEX	61, 62, 65 <i>plics</i>	HART
- VEGAWELL	72	HART
- VEGACONNECT DTMs had been extended by the function 'Instrument search'. It is possible to start an automatic sensor search of the connected sensors and to generate the project tree automatically (based on a project of VEGA RS232 with VEGACONNECT).
- The adjustment of the 'Target address' for DTMs is no longer made in the DTM parameter window. This adjustment can be carried out now, without opening the DTM, via the instrument data menu of the frame application (here: PACTware™).
- The function 'Update instrument software' is no longer made in the DTM parameter window. This adjustment can be carried out now, without opening the DTM, via the instrument data menu of the frame application (here: PACTware™).
- The adjustment of the DTMs is now possible in the languages German, English, French and Spanish.
- The online help of the DTMs is now also available in the languages German and English.

The following errors had been eliminated


- The function 'Update instrument software' had been improved considerably. The transmission of firmware is now twice as fast as before.

Program internal

- The set-up for the installation of the VEGA DTMs was replaced by an InstallShield-Setup. The multilingualism is already supported excellently during installation.

DTM Collection 08 / 2002

Publication date 01.08.2002



The program package contains the following software components:

- PACTware™ version 1.4
- VEGA DTM version 1.00

Features of the supplied VEGA DTMs

- VEGA DTMs support FDT 1.20 specification. They had been tested with PACTware™ version 1.4 and adapted perfectly to this frame application.
- The following interfaces/instruments are supported:

- VEGASON	51, 52, 53, 54, 55, 56	HART, VBUS
- VEGAPULS	41, 42, 43, 44, 45	HART, VBUS
	51, 52, 53, 54, 56	HART, VBUS
- VEGAFLEX	51, 52, 54	HART, VBUS
- VEGABAR	40, 41, 44	HART
- VEGA D series	76, 77	HART
	80, 81, 84, 85, 86, 87	HART
- VEGA CONNECT	1, 2, 3	HART, VBUS, I ² C
- VEGA protocol driver for		RS 232
- All sensor-DTMs appear with a unique DTM parameter window. Its clear presentation allows direct access to all parameters used in the instrument.
- Together with the FDT 1.20 compatible frame application PACTware™ all settings, the instrument view of the planned or already existing system, but also the settings of the instruments can be pre-configured very comfortably in offline mode.
- Beside the possible sensor settings, there are also analysis and help functions offered by the instrument DTMs such as:
 - Simulations
 - Trend presentations and recordings
 - Linearisation functions
 - Echo curve presentations and recordings
 - Own documentation functions
- A comprehensive online help is available for all DTMs. You will get the suitable help (context-related) of the actual handling steps.
- If the vessel form and the corresponding dimensions are known, 'Tank Calculation' supports you to determine the suitable linearisation characteristics.