



IECEx Certificate of Conformity

INTERNATIONAL ELECTROTECHNICAL COMMISSION IEC Certification System for Explosive Atmospheres

for rules and details of the IECEx Scheme visit www.iecex.com

Certificate No.: **IECEx ULD 19.0015** Page 1 of 4 Certificate history:
Status: **Current** Issue No: 4 Issue 3 (2020-06-04)
Date of Issue: 2025-12-15 Issue 2 (2019-12-05)
Applicant: **VEGA Grieshaber KG** Issue 1 (2019-10-18)
Am Hohenstein 113 Issue 0 (2019-05-24)
77761 Schiltach
Germany
Equipment: **Controllers, VEGAMET 841(*), VEGAMET 842(*), VEGAMET 861(*), VEGAMET 862(*)**
Optional accessory:
Type of Protection: **Intrinsic Safety "ia"**
Marking: [Ex ia Ga] IIC
[Ex ia Da] IIIC
-40 °C ≤ Ta ≤ +60 °C

Approved for issue on behalf of the IECEx
Certification Body:

Erin LaRocco

Position:

Staff Engineer

Signature:
(for printed version)

Date:
(for printed version)

2025-12-15

1. This certificate and schedule may only be reproduced in full.
2. This certificate is not transferable and remains the property of the issuing body.
3. The Status and authenticity of this certificate may be verified by visiting www.iecex.com or use of this QR Code.



Certificate issued by:

UL Solutions (Demko)
Borupvang 5A
p DK-2750
irk





IECEX Certificate of Conformity

Certificate No.: **IECEX ULD 19.0015**

Page 2 of 4

Date of issue: 2025-12-15

Issue No: 4

Manufacturer: **VEGA Grieshaber KG**
Am Hohenstein 113
77761 Schiltach
Germany

Manufacturing locations: **India VEGA India Level and Pressure Measurement Pvt. Ltd.**
Plot No. 1, Gat No. 181
Village - Phulgaon, Tal. Haveli
Pune 412216
India

VEGA Americas, Inc.
3877 Mason Research Parkway
Mason, OH 45036
United States of America

This certificate is issued as verification that a sample(s), representative of production, was assessed and tested and found to comply with the IEC Standard list below and that the manufacturer's quality system, relating to the Ex products covered by this certificate, was assessed and found to comply with the IECEX Quality system requirements. This certificate is granted subject to the conditions as set out in IECEX Scheme Rules, IECEX 02 and Operational Documents as amended

STANDARDS :

The equipment and any acceptable variations to it specified in the schedule of this certificate and the identified documents, was found to comply with the following standards

[IEC 60079-0:2017](#) Explosive atmospheres - Part 0: Equipment - General requirements
Edition:7.0

[IEC 60079-11:2023](#) Explosive atmospheres - Part 11: Equipment protection by intrinsic safety "i"
Edition:7.0

[IEC 60079-11:2011](#) Explosive atmospheres - Part 11: Equipment protection by intrinsic safety "i"
Edition:6.0

This Certificate **does not** indicate compliance with safety and performance requirements other than those expressly included in the Standards listed above.

TEST & ASSESSMENT REPORTS:

A sample(s) of the equipment listed has successfully met the examination and test requirements as recorded in:

Test Reports:

[DK/ULD/ExTR19.0016/00](#)
[DK/ULD/ExTR19.0016/03](#)

[DK/ULD/ExTR19.0016/01](#)
[DK/ULD/ExTR19.0016/04](#)

[DK/ULD/ExTR19.0016/02](#)

Quality Assessment Report:

[DE/TUN/QAR06.0002/14](#)



IECEx Certificate of Conformity

Certificate No.: **IECEx ULD 19.0015**

Page 3 of 4

Date of issue: 2025-12-15

Issue No: 4

EQUIPMENT:

Equipment and systems covered by this Certificate are as follows:

The controller VEGAMET 84*(*)/ 86*(*) series are industrial controllers designed for use as associated apparatus permitted to be installed in non-hazardous location only. They are able to supply up to two sensors with a intrinsically safe circuit (Ex ia) and can process and display their measurement values through a 4...20 mA input or HART communication VEGAMET 86*(*) only.

Up to three current outputs can be used for data transmission to other control equipment or external indicating instruments and up to 6 relay outputs can be used to operate equipment.

In addition to those features, the controllers VEGAMET 86*(*) have up to four digital inputs to implement more complex controller tasks and a memory card slot which can be used to log data.

Every process controller is equipped with limited energy Bluetooth communication which allows for an easy setup over mobile devices.

The controller VEGAMET 84*(*)/ 86*(*) are associated apparatuses and can be adjusted via pushbutton permitted for installation in none classified hazardous location only, providing intrinsic safe connections for equipment installed in zone classified hazardous locations for EPL Ga or EPL Da equipment.

The measured value is shown on a display.

An internal, non-replaceable battery is used to store the real time for the data logger function of VEGAMET 86*(*).

An plugable internal memory card is used to store data for the data logger function of VEGAMET 86*(*).

Individual adaptations to demanding applications through adjustment, control and data logger functions are possible.

The VEGAMET 84*(*)/ 86*(*) series is suitable for wall or pipe mounting and is suitable for level, pressure and flow measurement in all industries.

Please see Annex for additional information

SPECIFIC CONDITIONS OF USE: NO



IECEx Certificate of Conformity

Certificate No.: **IECEx ULD 19.0015**

Page 4 of 4

Date of issue: 2025-12-15

Issue No: 4

DETAILS OF CERTIFICATE CHANGES (for issues 1 and above)

Issue 1: Minor non-technical typographical updates to ratings table.

Issue 2: Update to ExTR associated to this CoC due to addition of accreditation details.

Issue 3: Editorial corrections.

Issue 4: Alternate transformer construction; Revision of internal electronic boards; Additional integral parts of the housing.; Update IEC 60079-11 to Ed. 7; Addition of new manufacturing location in Pune, India.

Annex:

[Annex to IECEx ULD 19.0015 Issue 4.pdf](#)

Annex to Certificate No.:

IECEX ULD 19.0015

Issue No.: 4

Page 1 of 4

TYPE DESIGNATION AND PARAMETERS RELATING TO THE SAFETY

Safety relevant model coding of VEGAMET 800 series:

VEGAMET	a	b	c	(*)
	8	Housing for outdoor use		
		4	Basic functions, for simple control tasks	
		6	Extended functions, for complex control tasks	
			1	Single channel version, for use with one sensor
			2	Dual channel version, for use with one or two sensors

The placeholder within brackets VEGAMET 84*(*) is reserved and considered as not safety relevant.

Safety relevant features	VEGAMET 841	VEGAMET 842	VEGAMET 861	VEGAMET 862
Number of 4...20 mA sensor inputs Ex ia	1	2	1	2
HART communication	-	-	Yes	Yes
Number of 0/4...20 mA outputs	1	2	1	3
Number of relay outputs	3	3	4	6
Number of digital inputs	-	-	2	4
Bluetooth communication	Yes	Yes	Yes	Yes
Memory card slot (pluggable)	-	-	Yes	Yes
Battery for data logging (non-replaceable)	-	-	Yes	Yes

ELECTRICAL RATINGS:

VEGAMET 841(*), VEGAMET 842(*)

Power supply (terminals 91, 92):

24 V ... 65 V DC (-15 % ... +10 %)
100 V ... 230 V AC (-15 % ... +10 %) 50/60 Hz.
Um = 253V AC

Relay (terminals 61 to 69):

1A AC (cos phi > 0.9), 253VAC, 250 VA.
1A DC, 60V DC, 40 W.
Um = 253V AC

Current output:

(terminals 41, 42 [VEGAMET 841])
(terminals 41 to 44 [VEGAMET 842])

0/4...20 mA
U ≤ 16 V
Load = max. 500 Ω
Um = 253V AC

IECEx Certificate of Conformity

Annex to Certificate No.:

IECEx ULD 19.0015

Issue No.: 4

Page 2 of 4

Communication interface:

Bluetooth

Sensor input circuit:

(terminals 1, 2 [VEGAMET 841])

(terminals 1, 2, 4, 5 [VEGAMET 842])

4...20 mA

in type of protection intrinsic safety Ex ia

Maximum values of the intrinsically safe signal circuit:

$U_o \leq 23.3V$

$I_o \leq 109.8 mA$

$P_o \leq 639.6 mW$

characteristic: linear

Ci is negligibly small

Li is negligibly small

The maximum values in the table may be used as concentrated capacitances and concentrated inductances:

Ex ia	IIC		IIB, IIIC		IIA
permissible external inductance L_o	0.2 mH	0.5 mH	0.5 mH	2 mH	10 mH
permissible external capacitance C_o	120 nF	88 nF	580 nF	470 nF	770 nF

The intrinsically safe circuit is safely separated from the non-intrinsically safe circuits up to a peak value of the nominal voltage of 375V.

The maximum voltage at the non-intrinsically safe circuits must not exceed 253V rms in the event of a fault. VEGAMET 841(*), VEGAMET 842(*) have intrinsically safe circuits and non-intrinsically safe circuits.

Annex to Certificate No.:









IECEx ULD 19.0015









Issue No.: 4

Page 4 of 4

MARKING

Marking has to be readable and indelible; it has to include the following indications:

VEGAMET 842		s/n 12345678	 0044
IECEx ULD 19.0015  Ex II (1)G, (1)D DEMKO 19 ATEX 2144 (see doc. 61270)			
[Ex ia Ga] IIC, [Ex ia Da] IIIC Associated Apparatus for use in non-hazardous locations U _o ≅ 23.3V, I _o ≅ 109.8mA, P _o ≅ 639.6mW, U _m ≅ 253V, Ex ia IIC: Co ≅ 120nF, Lo ≅ 0.2mH Ta -40°C...+60°C			
 24...65V ~~~ 100...230V ~, 50/60Hz 5W, 15VA	 4...20mA  0/4...20mA  250V ~, 1A, 250VA	IP66/67, TYPE 4X 	2019 www.vega.com Made in Gemany D-77761 Schiltach
TAG-No. 0123456789			

VEGAMET 862		s/n 12345678	 0044
IECEx ULD 19.0015  Ex II (1)G, (1)D DEMKO 19 ATEX 2144 (see doc. 61270)			
[Ex ia Ga] IIC, [Ex ia Da] IIIC Associated Apparatus/Appareillage Connexe for use in non-hazardous locations U _o ≅ 23.3V, I _o ≅ 111.3mA, P _o ≅ 648.4mW, U _m ≅ 253V, Ex ia IIC: Co ≅ 120nF, Lo ≅ 0.2mH Ta -40°C...+60°C			
 24...65V ~~~ 100...230V ~, 50/60Hz 7W, 19VA	 4...20mA / HART  0/4...20mA  250V ~, 1A, 250VA	IP66/67, TYPE 4X 	2019 www.vega.com Made in Gemany D-77761 Schiltach
TAG-No. 0123456789			

ROUTINE EXAMINATIONS AND TESTS

Transformer TR101 and TR201 shall be subjected to a voltage of 2500 V rms between primary and secondary windings, for at least 60 seconds, in accordance with the requirements of Clause 11.2 of IEC 60079-11. Alternatively, the test may be carried out at 1.2 times the test voltage, but with a reduced duration of at least 1 second.

The devices shall be subjected to a routine verification of coatings in accordance with document No. OS-3886 and OS-3887.