

REGISTRATION OF A PRESSURE FITTING DESIGN

November 13, 2025

6870830 Canada Inc o/a Titan Research Group
1920 Yonge Street
Suite 200
Toronto, ON
Canada
M4S 3E2

Attention: Rob McGregor

File Number: 102076

Re: Manufacturer: VEGA Americas, Inc.

Item: Measurement Devices

Catalog or Drawing: SOR-CAP-60-CAL-60-Rev0: Scope of Registration Summary

TSASK Codes and Standards Compliance has registered the design listed above in accordance with The Boiler and Pressure Vessel Act and Regulations and CSA B51. The Canadian Registration Number (CRN) is:

0F3260.3

Expiry Date: 2035-11-13

Please note that every fitting shall be constructed in strict accordance with the registered design.

Fitting registrations are required to be resubmitted for validation after ten (10) years from the registration date in accordance with CSA B51, Clause 4.2.1.

Should you require anything further, please do not hesitate to contact the Codes and Standards Compliance Office at your convenience.

Yours truly,



Liting (Frank) Huang, P.Eng.

Codes and Standards Compliance

Remarks:

A valid quality control program must be maintained at the production facility for the fitting registration to remain valid until the expiry date.


Statutory Declaration (Registration of Fittings)

TSK-1008

I. Declaration Information

I, Gretchen Lisi
Quality Manager
(company title, e.g. vice president, plant manager, chief engineer)
 (must be in a position of authority in the manufacturing plant where the fitting is produced)
 of: VEGA Americas Inc.
(name of manufacturer)

In this space, show facsimile of manufacturer's logo or trademark as it will appear on the fitting.



located at: 3877 Mason Research Pkwy Mason, OH 45036
(Plant Address – Apt/Street) (City,Prov) (Postal Code)

do solemnly declare that the fittings listed hereinunder, which are subject to the **Saskatchewan Boiler and Pressure Vessel Act** (check one)

Comply with the requirements of _____ which specifies the dimensions,
(title of recognized North American Standard)
 Materials of construction, pressure / temperature ratings and identification marking of the fittings, or

Are not covered by the provisions of a recognized North American standard and are therefore manufactured to comply with ASME B31.3 - 2022 as supported by the attached data which identifies the dimensions, materials of construction, pressure / temperature ratings and the basis for such ratings, and the marking of the fittings for identification.

I further declare that the manufacturer of these fittings is controlled by a quality control program which has been verified by the following authority, EAGLE as being suitable for the manufacturer of these fittings to the stated standard. The fittings covered by this declaration, for which I seek registration, are Category F measurement devices


In support of this application, the following information, calculations and / or test data are attached:
SOR-CAP-60-CAL-60-Rev: Scope of Registration for VEGACAP/ -CAL 62/63/64/65/66/67/69

II. Declaration

DECLARED before me at Mason In the State of Ohio
 this 3 day of September, 2024

Donald R Jackson
(print name)

[Signature]
(Signature of Commissioner of Oaths)



DONALD R JACKSON
(Signature)
 Notary Public
 State of Ohio
 My Comm. Expires
 May 9, 2029

III. Office Use Only

To the best of my knowledge and belief, the application meets the requirements of the **Boiler and Pressure Vessel Act** and CSA B51, Clause 4.2, and is accepted for registration in Category _____

(Registration Number) _____ (Date Registered – MM DD YYYY) _____ (Expiry Date – MM DD YYYY) _____
(For the Chief Inspector)



Registration No. 0F3260.3
 File No. 102076
 Registered
 Date: November 13, 2025
 Expiry Date: November 13, 2035
Codes & Standards Compliance Office

Statutory Declaration (Registration of Fittings)


TSK-1008

I. Declaration Information

I, Holger Sack
Head of Product Compliance & Safety
(company title, e.g. vice president, plant manager, chief engineer)
 (must be in a position of authority in the manufacturing plant where the fitting is produced)

of: VEGA Grieshaber KG
(name of manufacturer)

In this space, show facsimile of manufacturer's logo or trademark as it will appear on the fitting.



located at: Am Hohenstein 113 Schiltach, Germany 77761
(Plant Address – Apt/Street) (City,Prov) (Postal Code)

do solemnly declare that the fittings listed hereinunder, which are subject to the **Saskatchewan Boiler and Pressure Vessel Act** (check one)

Comply with the requirements of _____ which specifies the dimensions,
(title of recognized North American Standard)
 Materials of construction, pressure / temperature ratings and identification marking of the fittings, or

Are not covered by the provisions of a recognized North American standard and are therefore manufactured to comply with ASME B31.3 - 2022 as supported by the attached data which identifies the dimensions, materials of construction, pressure / temperature ratings and the basis for such ratings, and the marking of the fittings for identification.

I further declare that the manufacturer of these fittings is controlled by a quality control program which has been verified by the following authority, DEKRA as being suitable for the manufacturer of these fittings to the stated standard. The fittings covered by this declaration, for which I seek registration, are Category F measurement devices


In support of this application, the following information, calculations and / or test data are attached:
SOR-CAP-60-CAL-60-Rev: Scope of Registration for VEGACAP/ -CAL 62/63/64/65/66/67/69

II. Declaration

DECLARED before me at Mason In the state of Ohio
 this 8 day of August, 2024

Donald R Jackson
(print name)

Donald R Jackson
(Signature of Commissioner of Oaths)



DONALD R JACKSON
(Signature) Notary Public
 State of Ohio
 My Comm. Expires
 May 9, 2029

H. Sack

III. Office Use Only

To the best of my knowledge and belief, the application meets the requirements of the **Boiler and Pressure Vessel Act** and CSA B51, Clause 4.2, and is accepted for registration in Category _____

(Registration Number)

(Date Registered – MM DD YYYY)

(Expiry Date – MM DD YYYY)

(For the Chief Inspector)



Registration No. 0F3260.3
 File No. 102076

Registered

Date: November 13, 2025
 Expiry Date: November 13, 2035

Codes & Standards Compliance Office



SOR-CAP-60-CAL-60-Rev0: Scope of Registration Summary

VEGACAP 62/63/64/65/66/67/69 and VEGACAL 62/63/64/65/66/67/69



Product Assembly Type	Example Fitting Design*	Process Connection Description	Example Materials of Construction*	Maximum Design Pressure (bar)	Maximum Temperature (°C)
VEGACAP 62/63/64/65	DIN3852-A ASME B1.20.1 EN10226-1	≥ G 1/2" ≥ NPT 1/2" ≥ R 1/2"	ASTM A29 (S355J2G3, 1.0570) ASTM A633 Grade C (S355J2C+C, 1.0579)	-1... +64 bar	-50... +200 °C
	DIN2501 EN1092-1	≥ Flange DN20	AISI-SAE 1213 / 1215 (1.0715)		
	ASME B16.5	≥ Flange NPS 3/4"	AISI-SAE 12L14 (1.718)		
	JIS	≥ Flange DN25			
	BS.10 Table D / E	≥ Flange 1.5"	S31600/ S31603 (316/316L)		
	GOST 12815-80.7 GOST 33259-2015	≥ Flange DN40	N06022 (Alloy C22) N04400 (Alloy 400) S31803 (Duplex 1.4462)		
			PTFE PEEK PE PA		



SOR-CAP-60-CAL-60-Rev0: Scope of Registration Summary

VEGACAP 62/63/64/65/66/67/69 and VEGACAL 62/63/64/65/66/67/69

Product Assembly Type	Example Fitting Design*	Process Connection Description	Example Materials of Construction*	Maximum Design Pressure (bar)	Maximum Temperature (°C)
VEGACAP 66	DIN3852-A ASME B1.20.1 EN10226-1	≥ G 1" ≥ NPT 1" ≥ R 1"	ASTM A29 (S355J2G3, 1.0570) ASTM A633 Grade C (S355J2C+C, 1.0579)	-1... +40 bar	-50... +150 °C
	DIN2501 EN1092-1	≥ Flange DN20	AISI-SAE 1213 / 1215 (1.0715)		
	DIN32676, ISO2852	≥ Clamp 1.5"	AISI-SAE 12L14 (1.718)		
	ASME B16.5	≥ Flange NPS 1"			
	JIS	≥ Flange DN25	S31603 (316L) S31803 (Duplex 1.4462)		
			PTFE		

Product Assembly Type	Example Fitting Design*	Process Connection Description	Example Materials of Construction*	Maximum Design Pressure (bar)	Maximum Temperature (°C)
VEGACAP 67	DIN3852-A ASME B1.20.1 EN10226-1	≥ G 1.5" ≥ NPT 1.5" ≥ R 1.5'	S31603 (316L)	-1... +16 bar	-50... +400 °C
	DIN2501 EN1092-1	≥ Flange DN40	Ceramic (KER 221 according to DIN 40685)		



SOR-CAP-60-CAL-60-Rev0: Scope of Registration Summary

VEGACAP 62/63/64/65/66/67/69 and VEGACAL 62/63/64/65/66/67/69

	ASME B16.5	≥ Flange NPS 1.5"			
	JIS	≥ Flange DN50			

Product Assembly Type	Example Fitting Design*	Process Connection Description	Example Materials of Construction*	Maximum Design Pressure (bar)	Maximum Temperature (°C)
VEGACAP 69	DIN2501 EN1092-1	≥ Flange DN50	PTFE PP FEP	-1... +2 bar	-50... +100 °C
	ASME B16.5	≥ Flange NPS 2"			

Product Assembly Type	Example Fitting Design*	Process Connection Description	Example Materials of Construction*	Maximum Design Pressure (bar)	Maximum Temperature (°C)
VEGACAL 62/63/65	DIN3852-A ASME B1.20.1 EN10226-1	≥ G 1/2" ≥ NPT 1/2" ≥ R 1/2"	ASTM A29 (S355J2G3, 1.0570) ASTM A633 Grade C (S355J2C+C, 1.0579) AISI-SAE 1213 / 1215 (1.0715) AISI-SAE 12L14 (1.718)	-1...+64 bar	-50...+200 °C
	DIN2501 EN1092-1	≥ Flange DN20			
	ASME B16.5	≥ Flange NPS 3/4"			
	JIS	≥ Flange DN25			
	BS.10 Table D / E	≥ Flange 1.5"			
	GOST 12815-80.7 GOST 33259-2015	≥ Flange DN40	S31603 (316L) N04400 (Alloy 400)		



SOR-CAP-60-CAL-60-Rev0: Scope of Registration Summary
VEGACAP 62/63/64/65/66/67/69 and VEGACAL 62/63/64/65/66/67/69

			S31803 (Duplex 1.4462) PTFE PA PE PEEK		
--	--	--	---	--	--



SOR-CAP-60-CAL-60-Rev0: Scope of Registration Summary
VEGACAP 62/63/64/65/66/67/69 and VEGACAL 62/63/64/65/66/67/69

Product Assembly Type	Example Fitting Design*	Process Connection Description	Example Materials of Construction*	Maximum Design Pressure (bar)	Maximum Temperature (°C)
VEGACAL 64	DIN3852-A ASME B1.20.1 EN10226-1	≥ G 3/4" ≥ NPT 3/4" ≥ R 3/4"	ASTM A29 (S355J2G3, 1.0570) ASTM A633 Grade C (S355J2C+C, 1.0579)	-1...+64 bar	-50...+150 °C
	DIN2501 EN1092-1	Flange ≥ DN25	AISI-SAE 1213 / 1215 (1.0715)		
	ASME B16.5	Flange ≥ NPS 3/4"	AISI-SAE 12L14 (1.718)		
	JIS	Flange ≥ DN25			
	BS.10 Table D / E	Flange ≥ 1.5"	S31603 (316L)		
	GOST 12815-80.7 GOST 33259-2015	Flange ≥ DN40	N06022 (Alloy C22) S31803 (Duplex 1.4462)		
			FEP PTFE		



SOR-CAP-60-CAL-60-Rev0: Scope of Registration Summary

VEGACAP 62/63/64/65/66/67/69 and VEGACAL 62/63/64/65/66/67/69

Product Assembly Type	Example Fitting Design*	Process Connection Description	Example Materials of Construction*	Maximum Design Pressure (bar)	Maximum Temperature (°C)
VEGACAL 66	DIN3852-A ASME B1.20.1 EN10226-1	≥ G 1" ≥ NPT 1" ≥ R 1"	ASTM A29 (S355J2G3, 1.0570) ASTM A633 Grade C (S355J2C+C, 1.0579)	-1...+40 bar	-50...+150 °C
	DIN32676, ISO285	≥ Clamp 1"	AISI-SAE 1213 / 1215 (1.0715)		
	DIN2501 EN1092-1	Flange ≥ DN20	AISI-SAE 12L14 (1.718)		
	ASME B16.5	Flange ≥ NPS 2"	S31603 (316L)		
	JIS	Flange ≥ DN25	S31803 (Duplex 1.4462)		
	BS.10 Table D / E	Flange ≥ 1.5"			
	GOST 12815-80.7 GOST 33259-2015	Flange ≥ DN40	PTFE PA PEEK		



SOR-CAP-60-CAL-60-Rev0: Scope of Registration Summary
VEGACAP 62/63/64/65/66/67/69 and VEGACAL 62/63/64/65/66/67/69

Product Assembly Type	Example Fitting Design*	Process Connection Description	Example Materials of Construction*	Maximum Design Pressure (bar)	Maximum Temperature (°C)
VEGACAL 67	DIN3852-A ASME B1.20.1 EN10226-1	≥ G 1.5” ≥ NPT 1.5” ≥ R 1.5”	S31603 (316L) Ceramic (KER 221 according to DIN 40685)	-1...+16 bar	-50...+400 °C
	DIN2501 EN1092-1	Flange ≥ DN40			
	ASME B16.5	Flange ≥ NPS 1.5”			
	JIS	Flange ≥ DN50			

Product Assembly Type	Example Fitting Design*	Process Connection Description	Example Materials of Construction*	Maximum Design Pressure (bar)	Maximum Temperature (°C)
VEGACAL 69	DIN2501 EN1092-1	Flange ≥ DN50	S31603 (316L) PTFE PP FEP	-1... +2 bar	- 50...+100 °C
	ASME B16.5	Flange ≥ NPS 2”			



SOR-CAP-60-CAL-60-Rev0: Scope of Registration Summary VEGACAP 62/63/64/65/66/67/69 and VEGACAL 62/63/64/65/66/67/69

I the undersigned hereby confirm that the above is accurate, correct and complete,

Approved by: Matthias Kunz
Title: Product Safety Engineer

Date: November 28, 2023

Signed:

Matthias
Kunz

Digital unterschrieben
von Matthias Kunz
Datum: 2023.11.28
10:13:26 +01'00'



VEGA Grieshaber KG
Am Hohenstein 113 | 77761 Schiltach
www.vega.com